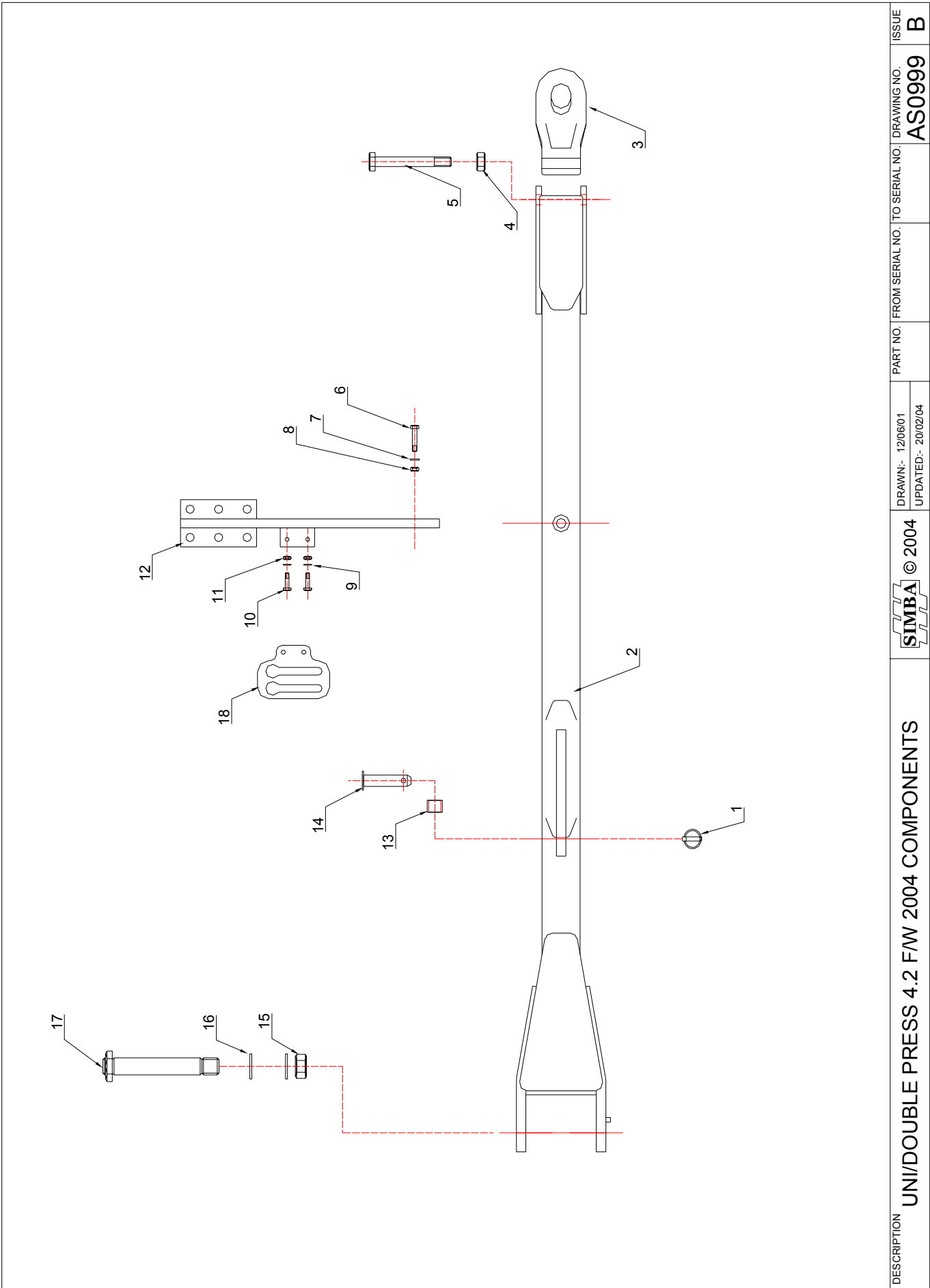


## 8. Parts & Assembly


### Table of contents

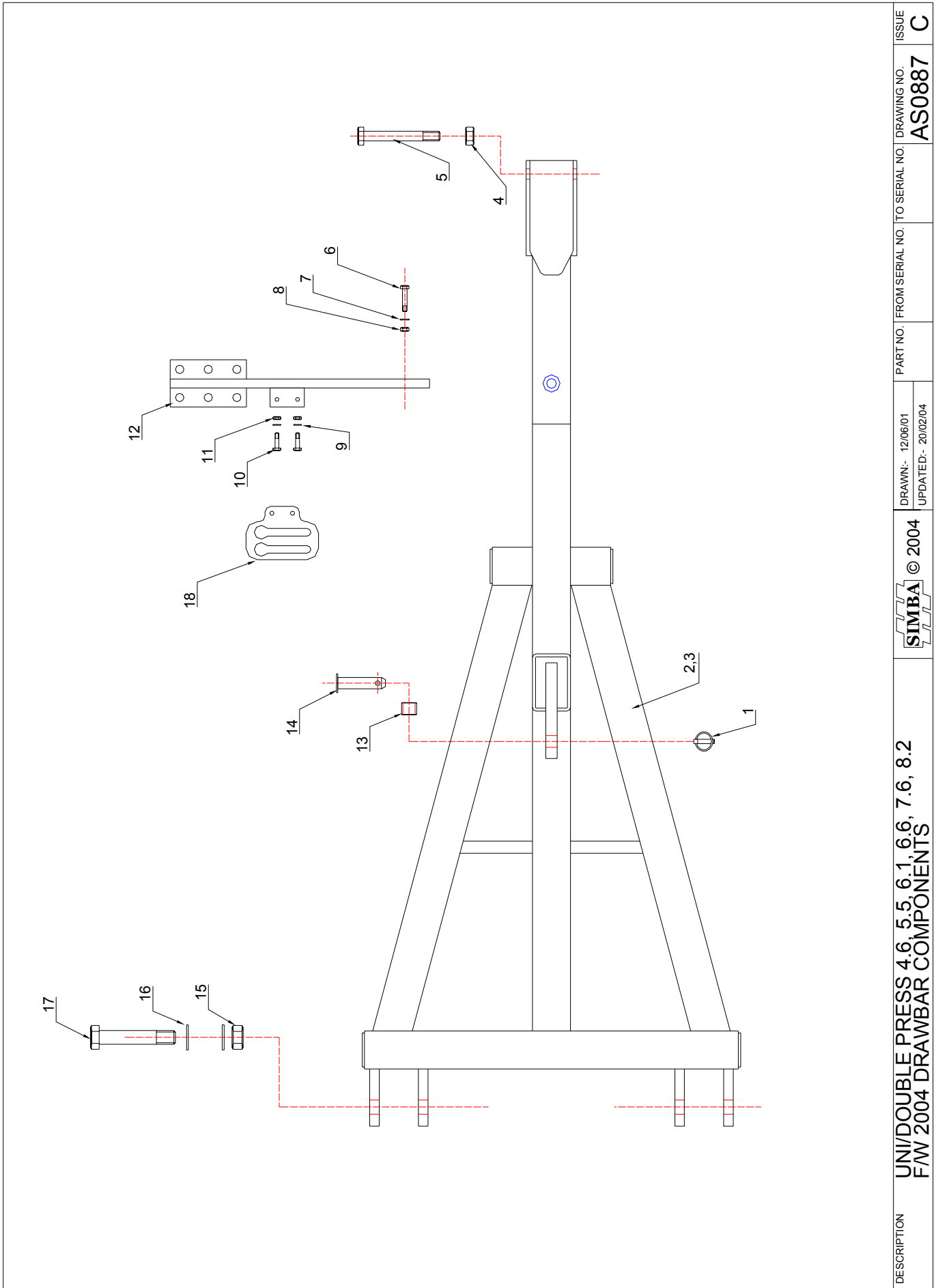
<b>General Assembly .....</b>	<b>22</b>
4.2m Uni-Press Drawbar .....	22
4.6m-8.2m Uni-Press Drawbar .....	24
Mainframe & Wings .....	26
6 Stud Hub Assembly .....	28
<b>Tines &amp; Tine Frames .....</b>	<b>30</b>
Leading Tine Frames .....	30
Leading Tine Assembly .....	32
Pro-Active Tine Frames .....	34
Pro-Active Tine Assembly .....	36
<b>Levelling Boards .....</b>	<b>38</b>
Levelling Board Assembly .....	38
<b>Double Discs .....</b>	<b>40</b>
Double Disc Axle Assembly .....	40
Double Disc Component Assembly .....	42
Double Disc Pillar Assembly .....	44
<b>Hydraulics .....</b>	<b>46</b>
4.2m Lift Circuit .....	46
4.6m-8.2m Lift Circuit .....	48
4.2m Wing Circuit .....	50
4.6m-5.5m Wing Circuit .....	52
6.1m-8.2m Wing Circuit .....	54
4.6m-5.5m Levelling Board Circuit .....	56
6.1m-8.2m Levelling Board Circuit .....	58
Hydraulic Rear Drawbar Assembly .....	60
Rear Drawbar Circuit (Lift) .....	62
Rear Drawbar Circuit (Wings) .....	64




DESCRIPTION	UNI/DOUBLE PRESS 4.2 F/W 2004 COMPONENTS		DRAWN:- 12/06/01 UPDATED:- 20/02/04	PART NO.	FROM SERIAL NO.	TO SERIAL NO.	DRAWING NO. <b>AS0999</b>	ISSUE <b>B</b>

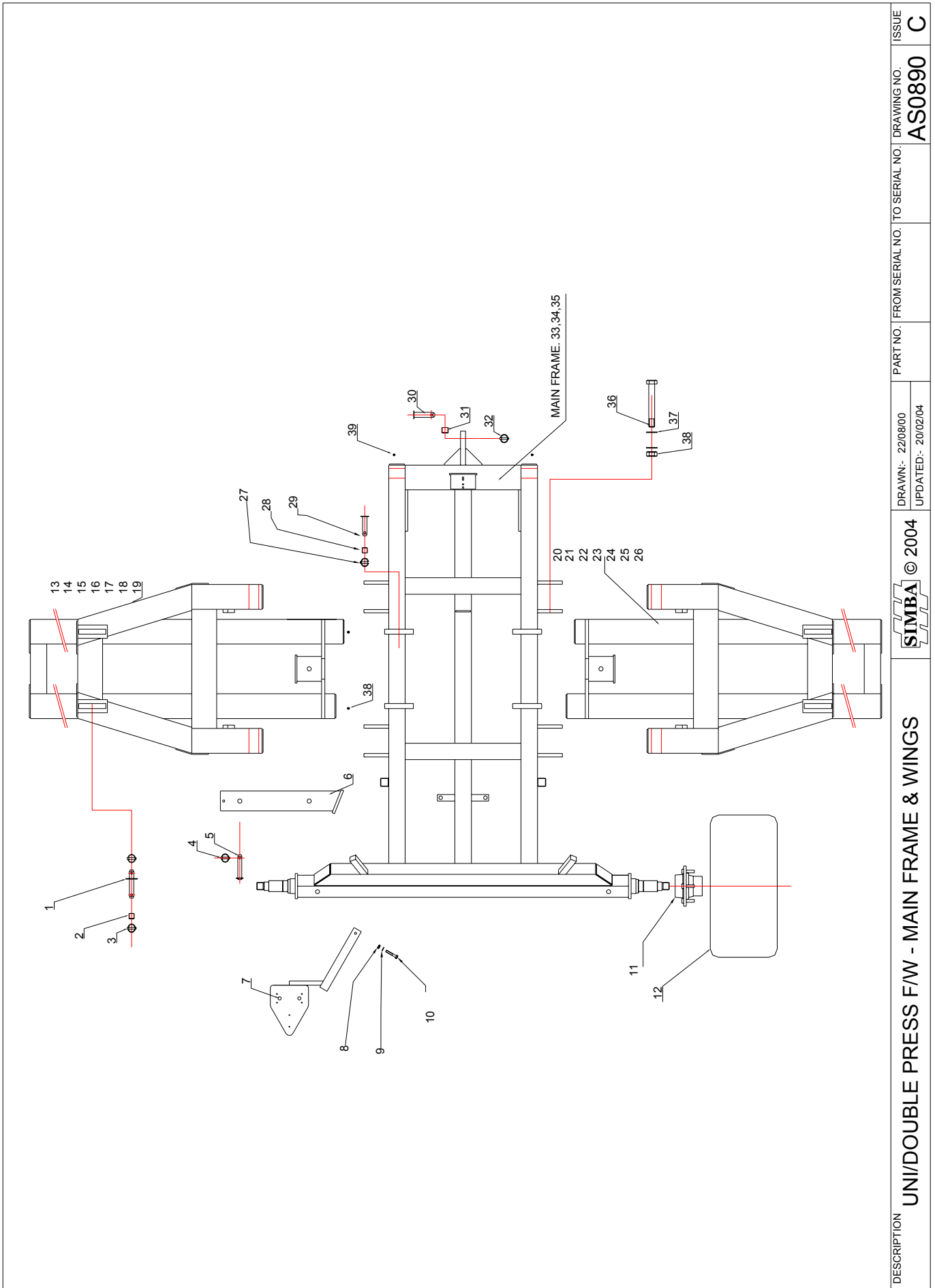


AS0999		4.2 UNI/DOUBLE PRESS F/W DRAWBAR COMPONENTS			
ITEM	PART NO	DESCRIPTION	QTY	COMMENTS	
1	P02484	LYNCH PIN - CAT 2	1		
2	P09686	DRAWBAR	1		
3	P08997	PERFECT HITCH CAT3	1		
4	P05492	NUT LOCK 1"UNF	1		
5	P08548	BOLT 1"UNFx7" GR V	1		
6	P03088	BOLT M12x60 GR 8.8	1		
7	P02601	WASHER FLAT M12	1		
8	P02007	NUT LOCK M12 TYPE 'T'	1		
9	P02600	WASHER FLAT M10	1		
10	P00001	BOLT M10x40 GR 8.8	1		
11	P05534	NUT LOCK M10	1		
12	P09252	HOSE MAST	1		
13	P01645	BUSH SPRUNG Ø32xØ26x32	1		
14	P01274	PIN - Ø25x115 A TYPE	1		
15	P02012	NUT LOCK M36 TYPE 'T'	1		
16	P02609	WASHER FLAT M39	1		
17	P00045	BOLT M36x200 GR 8.8	1		
18	P09092	HOSE STOWAGE PLATE	1		
19					
20					
21					
22					
23					
24					
25					
26					
27					
28					
29					
30					
31					
32					
33					
34					
35					
36					
37					
38					
39					
40					
41					
42					
43					
44					
45					
46					
47					
48					
49					
50					




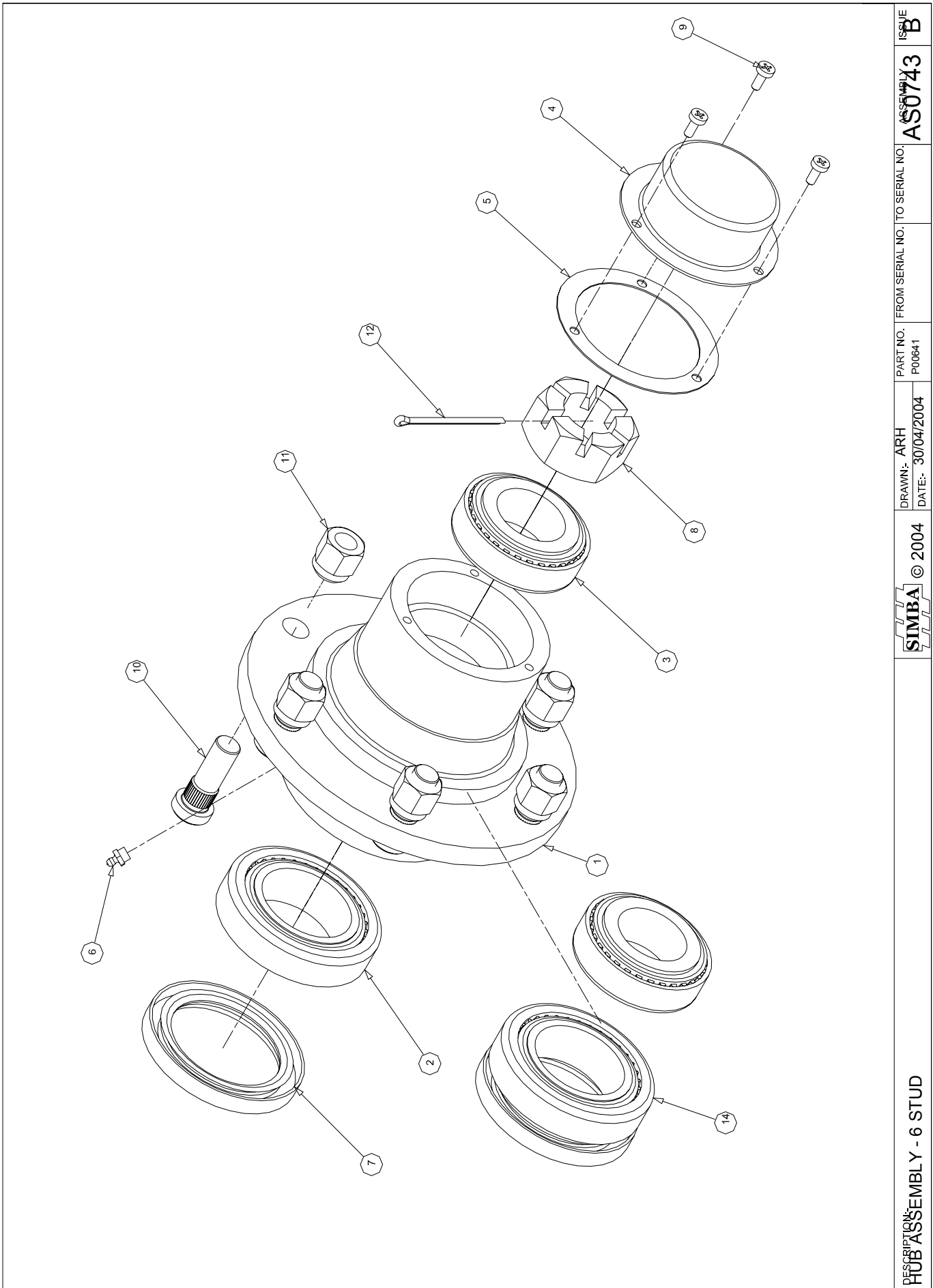
DESCRIPTION	UNI/DOUBLE PRESS 4.6, 5.5, 6.1, 6.6, 7.6, 8.2 F/W 2004 DRAWBAR COMPONENTS	© 2004	DRAWN: 12/06/01 UPDATED: 20/02/04	PART NO. FROM SERIAL NO. TO SERIAL NO.	DRAWING NO. AS0887	ISSUE C
-------------	--	--------	--------------------------------------	--	--------------------	---------

AS0887		4.6-8.2 UNI/DOUBLE PRESS F/W DRAWBAR COMPONENTS		
ITEM	PART NO	DESCRIPTION	QTY	COMMENTS
1	P02484	Ø11mm LINCH PIN	1	8.2m only
2	P09353	DRAWBAR	1	
3	P12776	DRAWBAR - UNIPRESS HD	1	
4	P08548	1" x 7" UNF BOLT	1	
5	P05492	NYLOC NUT 1" UNF	1	
6	P03088	M12 x 60 BOLT	1	
7	P02601B	M12 WASHER	1	
8	P02007	M12 NYLOC	1	
9	P02600	M10 WASHER	1	
10	P00001	M10 x 40 BOLT	1	
11	P05534	M10 NYLOC	1	
12	P09252	HOSE MAST	1	
13	P01646	SPRUNG BUSH	1	
14	P00389	Ø30 x 125 PIN	1	
15	P0212	M36 NYLOC	1	
16	P02609	M39 WASHER	1	
17	P00045	BOLT M36x200 GR 8.8	1	
18	P09092	HOSE STOWAGE PLATE	1	
19				
20				
21				
22				
23				
24				
25				
26				
27				
28				
29				
30				
31				
32				
33				
34				
35				
36				
37				
38				
39				
40				
41				
42				
43				
44				
45				
46				
47				
48				
49				
50				




DESCRIPTION	UNI/DOUBLE PRESS F/W - MAIN FRAME & WINGS		© 2004	DRAWN:- 22/08/00	PART NO.	FROM SERIAL NO.	TO SERIAL NO.	DRAWING NO.	ISSUE
				UPDATED:- 20/02/04					

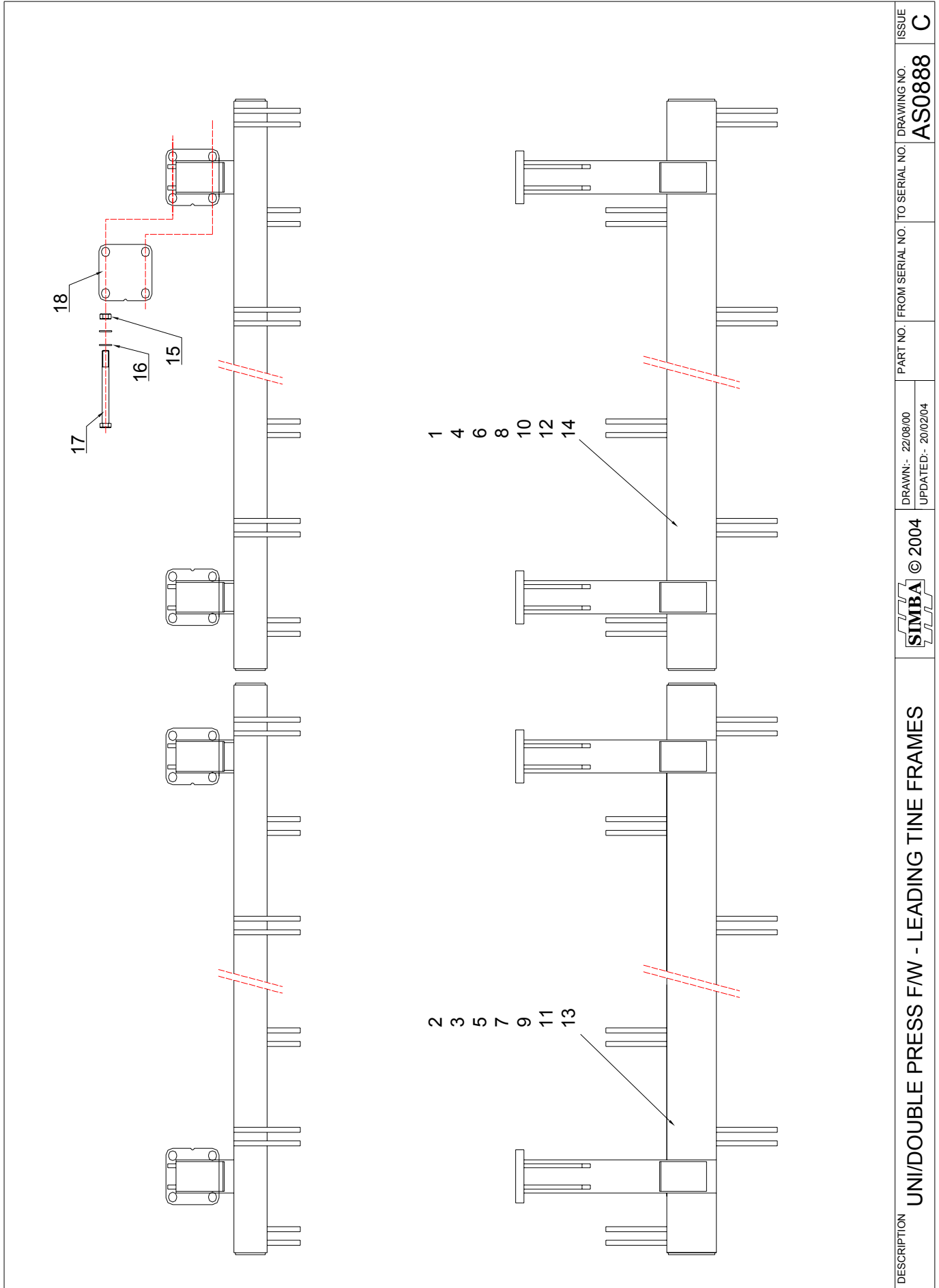
AS0890		UNI/DOUBLE PRESS F/W MAIN FRAME & WINGS			
ITEM	PART NO	DESCRIPTION	QTY	COMMENTS	
1	P02834	PIN - Ø25x115/55 C TYPE	1		
2	P01645	BUSH SPRUNG Ø32xØ26x32	1		
3	P02484	LYNCH PIN - CAT 2	1		
4	P02484	LYNCH PIN - CAT 2	1		
5	P08959	PARKING STAND PIN	1		
6	P09354	PARKING STAND	1		
7	P07768	LIGHT MTG BRACKET	1		
8	P02007	NUT LOCK M12 TYPE 'T'	1		
9	P02601	WASHER FLAT M12	1		
10	P03090	BOLT M12x70 GR8.8	1		
11	P00641	HUB - 6 STUD COMP	1	SEE AS0743	
12	P03788	WHEEL 500/50 + 6 STUD	1		
13	P12637	WING FRAME LH - 4.2m	1		
14	P09356	WING FRAME LH - 4.6m	1		
15	P09358	WING FRAME LH - 5.5m	1		
16	P09360	WING FRAME LH - 6.1m	1		
17	P09362	WING FRAME LH - 6.6m	1		
18	P09364	WING FRAME LH - 7.6m	1		
19	P09366	WING FRAME LH - 8.2m	1		
20	P10580	WING FRAME RH - 4.2m	1		
21	P09355	WING FRAME RH - 4.6m	1		
22	P09357	WING FRAME RH - 5.5m	1		
23	P09359	WING FRAME RH - 6.1m	1		
24	P09361	WING FRAME RH - 6.6m	1		
25	P09363	WING FRAME RH - 7.6m	1		
26	P09365	WING FRAME RH - 8.2m	1		
27	P02484	LYNCH PIN - CAT 2	1		
28	P01646	BUSH SPRUNG Ø40xØ31x32	1		
29	P01274	PIN - Ø25x115 A TYPE	1		
30	P00389	PIN - Ø30x125 A TYPE	1		
31	P01646	BUSH SPRUNG Ø40xØ31x32	1		
32	P02484	LYNCH PIN - CAT 2	1		
33	P09352	MAINFRAME - S/PRESS	1		
34	P10530	CHASSIS - PRESS MD	1		
35	P11540	MAINFRAME UNIPRESS 8.2	1	8.2m only	
36	P00378	BOLT M36x260 GR8.8	1		
37	P02609	WASHER FLAT M39	1		
38	P02012	NUT LOCK M36 TYPE 'T'	1		
39	P00071	NIPPLE GREASE 1/8" BSP	1		
40					
41					
42					
43					
44					
45					
46					
47					
48					
49					
50					




© 2004	DRAWN: ARH DATE: 30/04/2004	PART NO. P00641 FROM SERIAL NO. TO SERIAL NO.	ASSEMBLY AS0743	ISSUE B
	DESCRIPTION: HUB ASSEMBLY - 6 STUD			

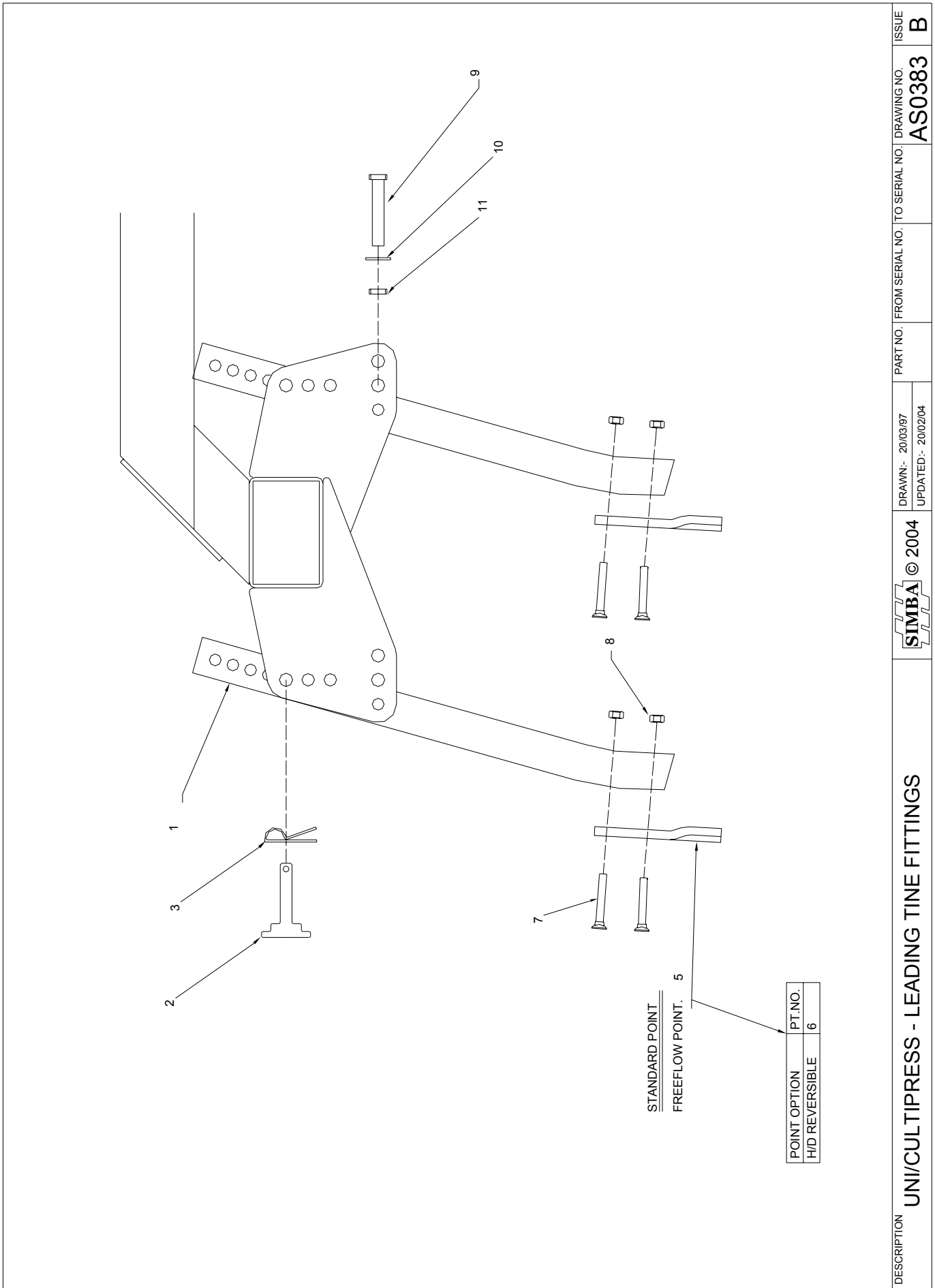


AS0743		HUB ASSEMBLY 6 STUD		
ITEM	PART NO	DESCRIPTION	QTY	COMMENTS
1	P00462	HUB - 6 STUD	1	
2	P00366	BEARING - INNER	1	
3	P00367	BEARING - OUTER	1	
4	P00370	DUST CAP - 6 STUD	1	
5	P00739	GASKET Ø119xØ92x1	1	
6	P00071	NIPPLE - GREASE	1	
7	P00365	SEAL - GREASE	1	
8	P00369	NUT CASTLE 1¼" BSW	1	
9	P00469	SCREW M6x16	3	
10	P00709	STUD - WHEEL M18	6	
11	P00471	NUT WHEEL M18	6	
12	P02488	PIN SPLIT Ø5x75	1	
13	P00641	HUB 6 STUD COMPLETE	1	
14				
15				
16				
17				
18				
19				
20				
21				
22				
23				
24				
25				
26				
27				
28				
29				
30				
31				
32				
33				
34				
35				
36				
37				
38				
39				
40				
41				
42				
43				
44				
45				
46				
47				
48				
49				
50				




DESCRIPTION	UNI/DOUBLE PRESS F/W - LEADING TINE FRAMES			DRAWING NO.	AS0888	ISSUE	C
	DRAWN: - 22/06/00 UPDATED: - 20/02/04						

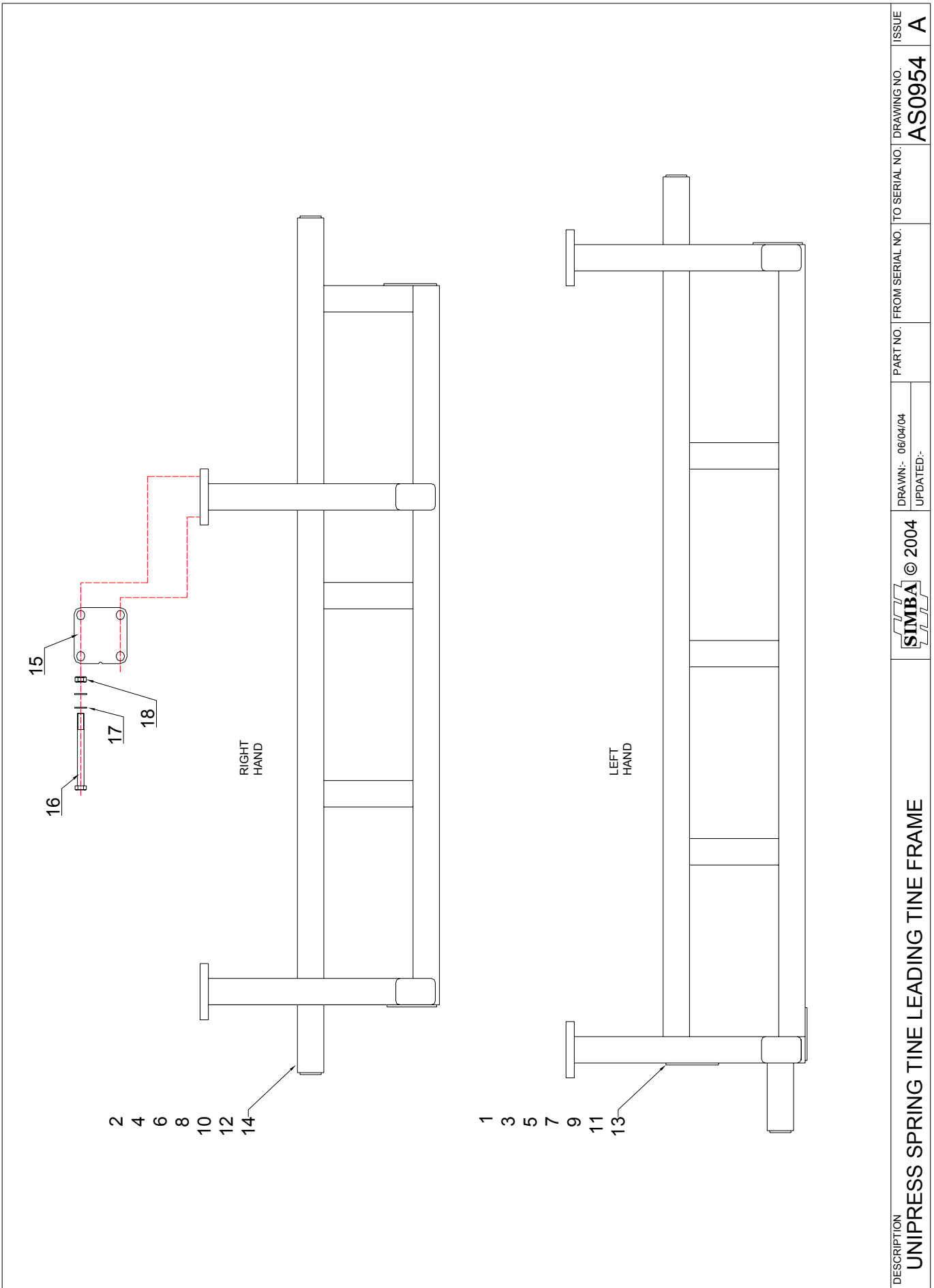
AS0888		UNI/DOUBLE PRESS F/W LEADING TINE FRAMES		
ITEM	PART NO	DESCRIPTION	QTY	COMMENTS
1	P10554	TINE FRAME LH 4.2m	1	
2	P10555	TINE FRAME RH 4.2m	1	
3	P09367	TINE FRAME RH - 4.6m	1	
4	P09368	TINE FRAME LH - 4.6m	1	
5	P09369	TINE FRAME RH - 5.5m	1	
6	P09370	TINE FRAME LH - 5.5m	1	
7	P09371	TINE FRAME RH - 6.1m	1	
8	P09372	TINE FRAME LH - 6.1m	1	
9	P09373	TINE FRAME RH - 6.6m	1	
10	P09374	TINE FRAME LH - 6.6m	1	
11	P09375	TINE FRAME RH - 7.6m	1	
12	P09376	TINE FRAME LH - 7.6m	1	
13	P09377	TINE FRAME RH - 8.2m	1	
14	P09378	TINE FRAME LH - 8.2m	1	
15	P02009	NUT LOCK M20 TYPE 'T'	1	
16	P02603	WASHER FLAT M20	1	
17	P03892	BOLT M20x220 GR8.8	1	
18	P09432	TINE CLAMP PLATE	1	
19				
20				
21				
22				
23				
24				
25				
26				
27				
28				
29				
30				
31				
32				
33				
34				
35				
36				
37				
38				
39				
40				
41				
42				
43				
44				
45				
46				
47				
48				
49				
50				




DESCRIPTION	UNI/CULTIPRESS - LEADING TINE FITTINGS			DRAWN:- 20/03/97 UPDATED:- 20/02/04	PART NO.	FROM SERIAL NO.	TO SERIAL NO.	DRAWING NO.	ISSUE
									AS0383

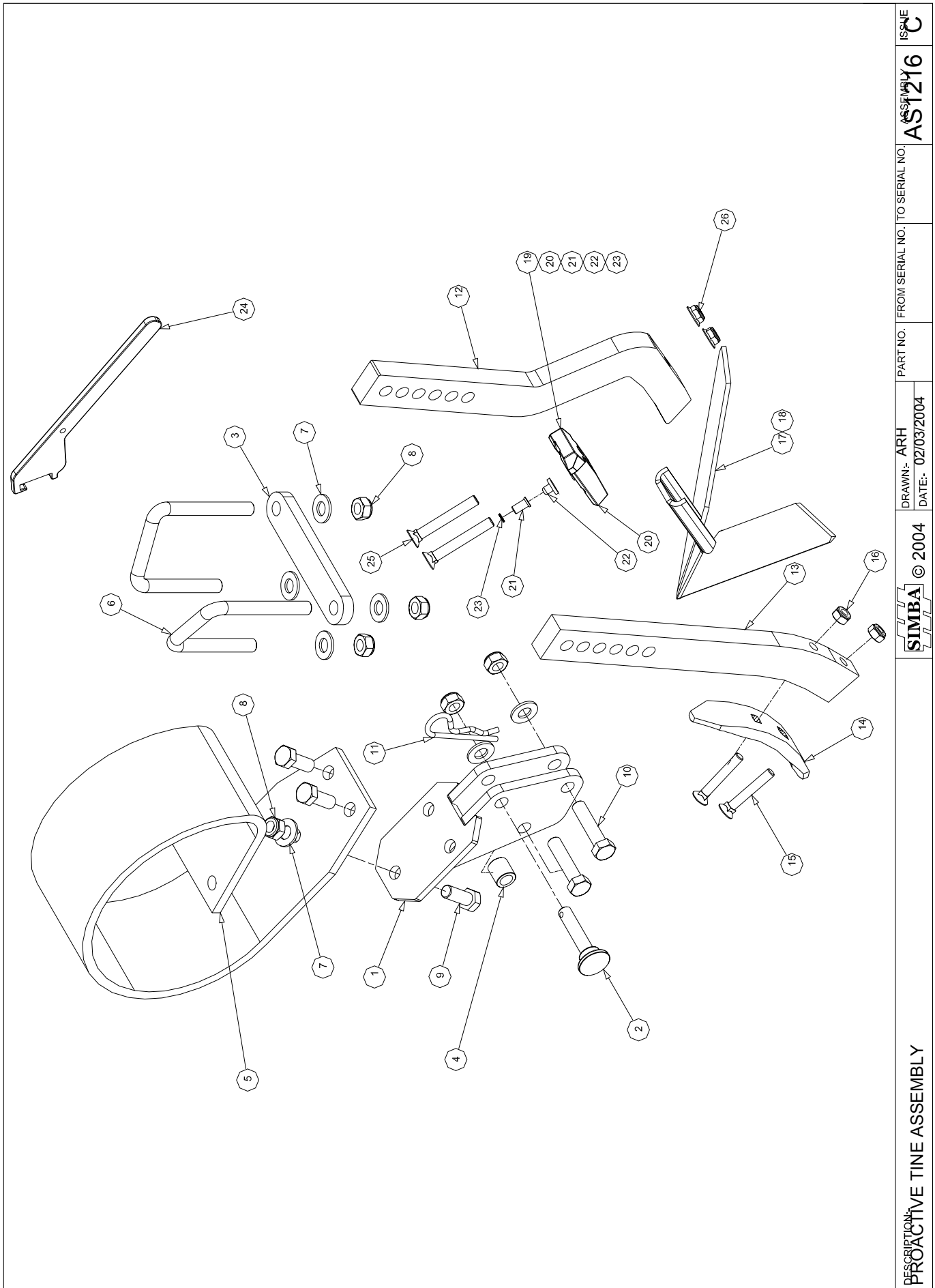


AS0383		UNI/CULTIPRESS LEADING TINE FITTINGS			
ITEM	PART NO	DESCRIPTION	QTY	COMMENTS	
1	P05533	TINE - 2"x1" BENT 6 HOLE	1		
2	P05207	TINE RETAINING PIN	1		
3	P02485	R CLIP Ø6x120	1		
4					
5	P05860	POINT - FREEFLOW	1		
6	P03017	POINT - REV 1.5" HD	1		
7	P03448	BOLT 7/16"UNFx80 CSK SQ	1		
8	P07131	NUT LOCK 7/16"UNF	1		
9	P05103	BOLT M16x90 SHEAR	1		
10	P02038	WASHER SPRING M16	1		
11	P01358	NUT PLAIN M16	1		
12					
13					
14					
15					
16					
17					
18					
19					
20					
21					
22					
23					
24					
25					
26					
27					
28					
29					
30					
31					
32					
33					
34					
35					
36					
37					
38					
39					
40					
41					
42					
43					
44					
45					
46					
47					
48					
49					
50					




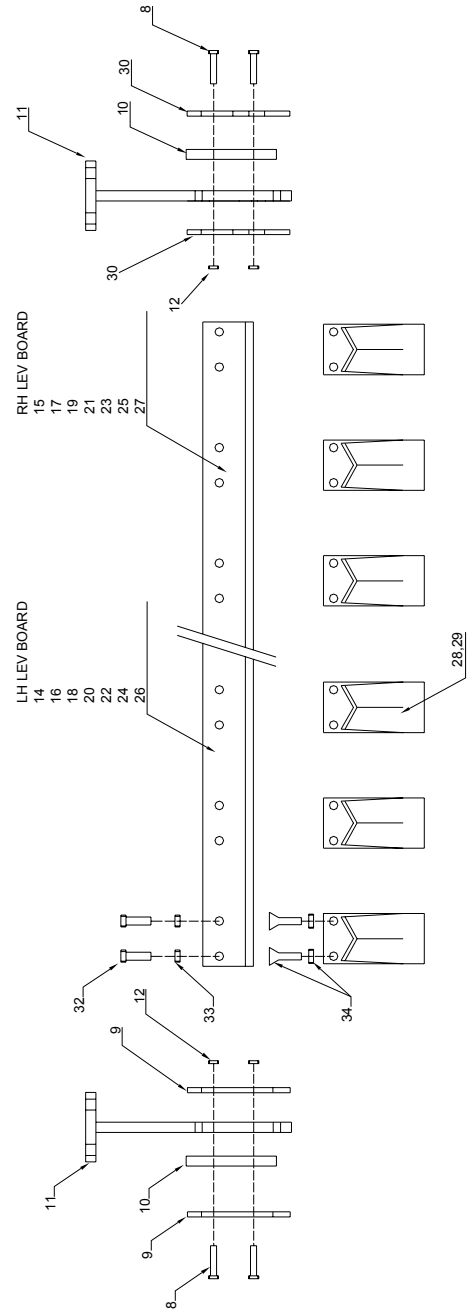
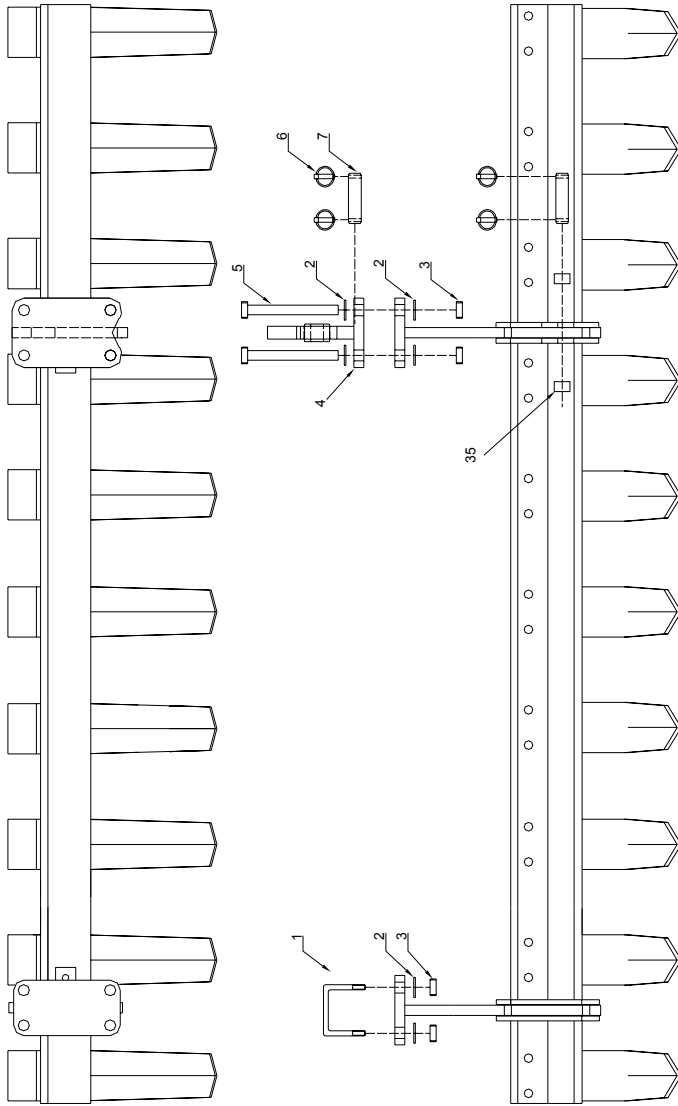
DESCRIPTION <b>UNIPRESS SPRING TINE LEADING TINE FRAME</b>	SIMBA © 2004	DRAWN:- 06/04/04	PART NO.	FROM SERIAL NO.	TO SERIAL NO.	DRAWING NO. <b>AS0954</b>	ISSUE <b>A</b>
		UPDATED:-					

AS0954		UNIPRESS SPRING TINE FRAMES		
ITEM	PART NO	DESCRIPTION	QTY	COMMENTS
1	P12106	TINE FRAME LH - 4.2m	1	
2	P12107	TINE FRAME RH - 4.2m	1	
3	P12114	TINE FRAME LH - 4.6m	1	
4	P12115	TINE FRAME RH - 4.6m	1	
5	P12116	TINE FRAME LH - 5.5m	1	
6	P12117	TINE FRAME RH - 5.5m	1	
7	P12118	TINE FRAME LH - 6.1m	1	
8	P12119	TINE FRAME RH - 6.1m	1	
9	P12120	TINE FRAME LH - 6.6m	1	
10	P12121	TINE FRAME RH - 6.6m	1	
11	P12122	TINE FRAME LH - 7.6m	1	
12	P12123	TINE FRAME RH - 7.6m	1	
13	P12124	TINE FRAME LH - 8.2m	1	
14	P12125	TINE FRAME RH - 8.2m	1	
15	P09432	TINE CLAMP PLATE	2	
16	P03892	BOLT M20x220 GR8.8	8	
17	P02603	WASHER FLAT M20	8	
18	P02009	NUT LOCK M20 TYPE 'T'	8	
19				
20				
21				
22				
23				
24				
25				
26				
27				
28				
29				
30				
31				
32				
33				
34				
35				
36				
37				
38				
39				
40				
41				
42				
43				
44				
45				
46				
47				
48				
49				
50				



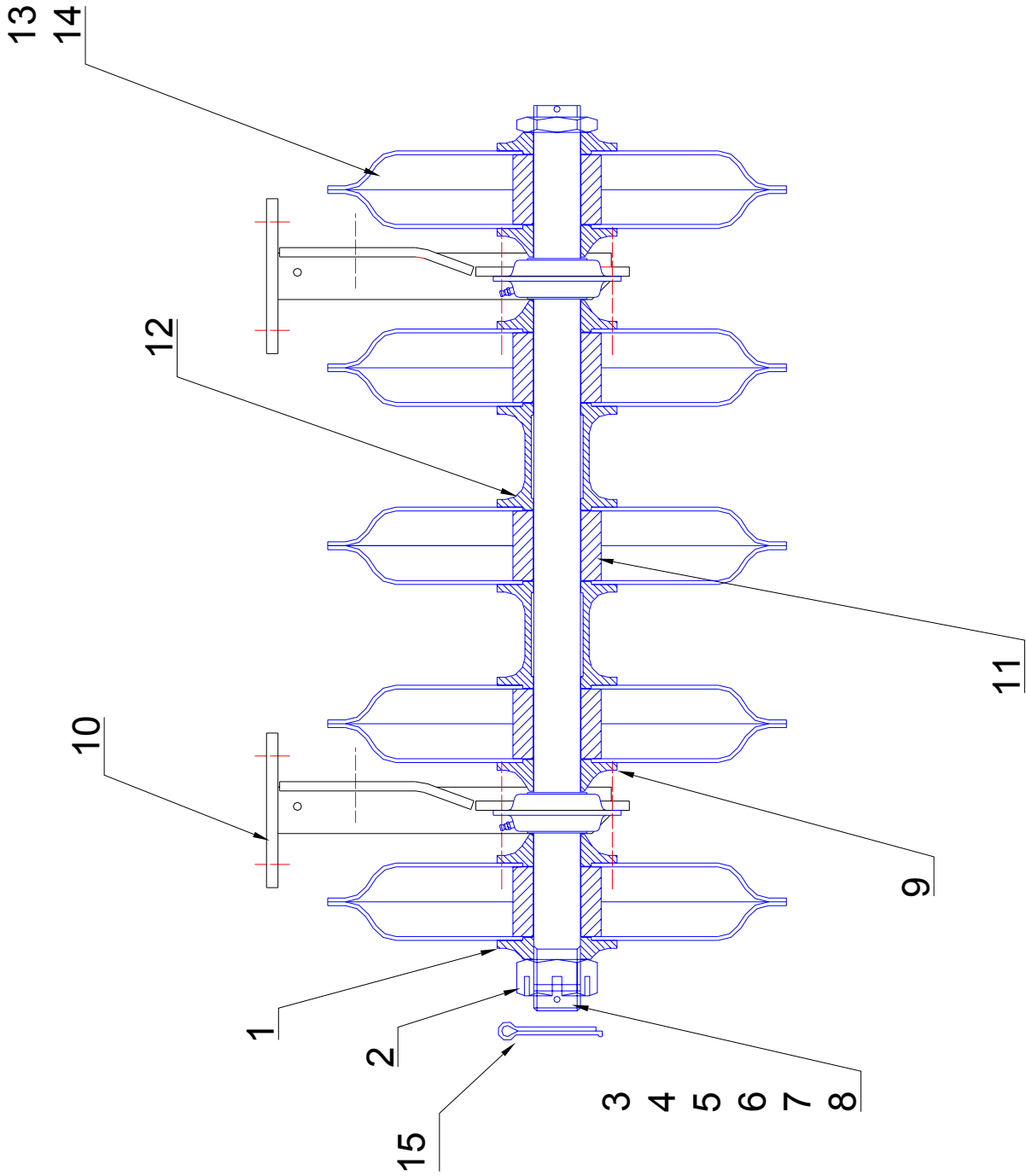
DESCRIPTION: PROACTIVE TINE ASSEMBLY  
 DRAWN: ARH  
 DATE: 02/03/2004  
 © 2004  
 SIMBA  
 PART NO. FROM SERIAL NO. TO SERIAL NO. ASSEMBLY  
 AS1216  
 ISSUE C

AS1216		PROACTIVE TINE ASSEMBLY		
ITEM	PART NO	DESCRIPTION	QTY	COMMENTS
1	P12524	TINE CLAMP UNIT	1	
2	P05207	PIN Ø16x73	1	
3	P12575	RETAINING PLATE	1	
4	P12525	BUSH Ø25xØ17x26	1	
5	P12573	PRO-ACTIVE 150x12	1	
6	P12574	BOLT U M16 127/112-80	2	
7	P02602	WASHER FLAT M16	9	
8	P02008	NUT LOCK M16	9	
9	P00007	BOLT M16x40 GR. 8.8	3	STD
10	P01102	BOLT M16x70 GR. 8.8	2	
11	P02485	R CLIP Ø6x120	1	
12	P12588	TINE - SWEEP TYPE	1	OPTION
13	P12628	TINE 2x1 SHORT	1	STD
14	P03017	POINT 1½" REVERSIBLE	1	STD
15	P03448	BOLT 7/16" UNFx75	2	STD
16	P07131	NUT LOCK 7/16"UNF	2	
17	P12712	POINT KNOCK ON 320mm	1	OPTION
18	P12713	POINT KNOCK ON 220mm	1	OPTION
19	P12711	WEDGE COMPLETE	1	OPTION
20	P12724	POINT WEDGE PLUNGER TYPE	1	
21	P12721	LOCK PIN	1	
22	P12722	SPRING BALL	1	
23	P12723	DUST SEAL	1	
24	P12725	POINT REMOVAL TOOL	1	
25	H00310726	M12x90 CSK SQ. 12.9	2	
26	H00350084	NUT LOCK M12 FLANGED	2	
27				
28				
29				
30				
31				
32				
33				
34				
35				
36				
37				
38				
39				
40				
41				
42				
43				
44				
45				
46				
47				
48				
49				
50				



DESCRIPTION <b>UNI PRESS 2004 - LEVELLING BOARD COMPONENTS</b>	© 2004 DRAWN:- 21/08/00 UPDATED:- 11/03/04	PART NO.	FROM SERIAL NO.	TO SERIAL NO.	DRAWING NO.	ISSUE
			115470074		AS0886	D

AS0886		UNIPRESS 2000 LEVELLING BOARD								
ITEM	PART NO	DESCRIPTION	4.2	4.6	5.5	6.1	6.6	7.6	8.2	COMMENTS
1	P01619	BOLT U REF 06 M20	4	4	8	8	8	12	12	
2	P09382	BOARD PIVOT Ø600 DD	4	4	6	6	6	8	8	
3	P09384	LEVEL BOARD RAM POINT	2	2	2	2	2	2	2	
4	P10718	LEVELLING BOARD LH 4.2m	1							
5	P10717	LEVELLING BOARD RH 4.2m	1							
6	P09386	LEVEL BOARD LH - 4.6m		1						
7	P09385	LEVEL BOARD RH - 4.6m		1						
8	P09388	LEVEL BOARD LH - 5.5m			1					
9	P09387	LEVEL BOARD RH - 5.5m			1					
10	P09390	LEVEL BOARD LH - 6.1m				1				
11	P09389	LEVEL BOARD RH - 6.1m				1				
12	P09392	LEVEL BOARD LH - 6.6m					1			
13	P09391	LEVEL BOARD RH - 6.6m					1			
14	P09394	LEVEL BOARD LH - 7.6m						1		
15	P09393	LEVEL BOARD RH - 7.6m						1		
16	P09396	LEVEL BOARD LH - 8.2m							1	
17	P09395	LEVEL BOARD RH - 8.2m							1	
18	P07834	SPRUNG LEAF	18	19	23	25	27	31	35	
19	P05749	WEARPLATE	18	19	23	25	27	31	35	
20	P09430	LEVEL BOARD RETAINER	8	8	12	12	12	16	16	
21	P09431	PIVOT DISC	4	4	6	6	6	8	8	
22	P10132	LEVEL BOARD STOP	4	4	4	4	4	4	4	
23	P02603	WASHER FLAT M20	24	24	32	32	32	48	48	
24	P02009	NUT LOCK M20 TYPE 'T'	16	16	24	24	24	24	24	
25	P03087	BOLT M12x50 GR8.8	8	8	8	8	8	8	8	
26	P02007	NUT LOCK M12 TYPE 'T'	8	8	8	8	8	8	8	
27	P10991	CYL MOUNT	2	2	2	2	2	2	2	
28	P10992	CYL MOUNT ADJUSTER	2	2	2	2	2	2	2	
29	P02483	LYNCH PIN - CAT 1	8	8	8	8	8	8	8	
30	P07743	PIN - Ø25x110	4	4	4	4	4	4	4	
31	P00941	BOLT M30x90 GR8.8	2	2	2	2	2	2	2	
32	P02011	NUT LOCK M30 TYPE 'T'	2	2	2	2	2	2	2	
33										
34										
35										
36										
37										
38										
39										
40										
41										
42										
43										
44										
45										
46										
47										
48										
49										
50										




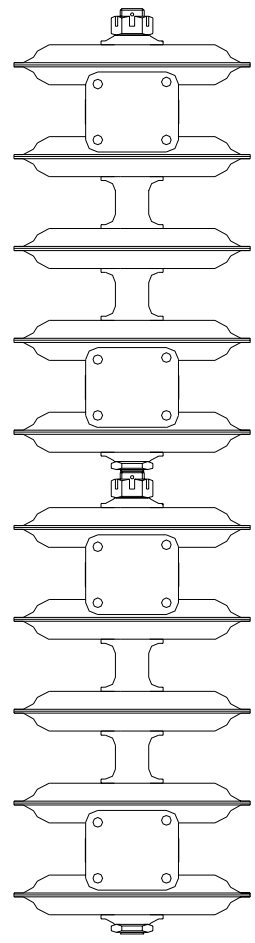
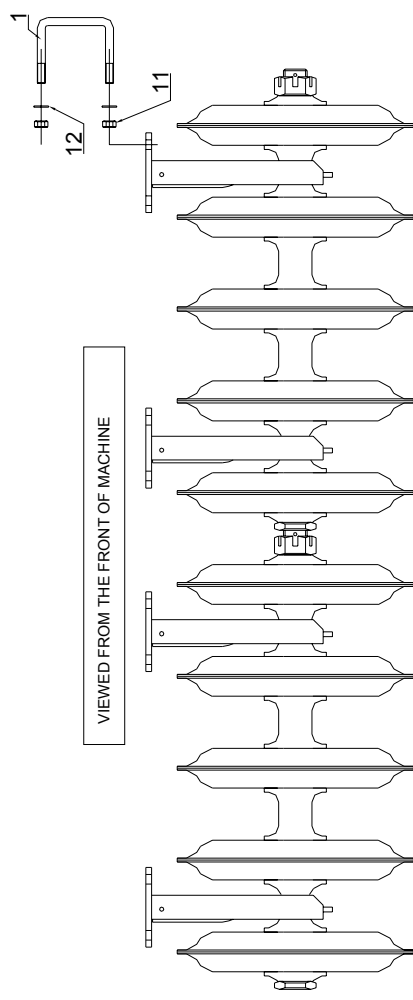
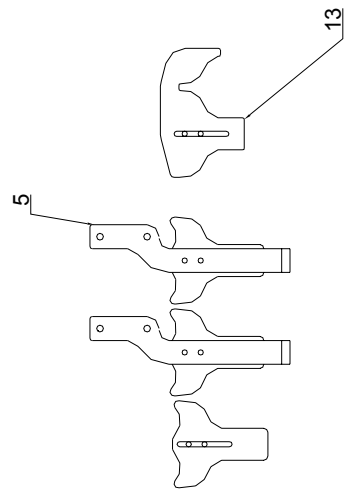
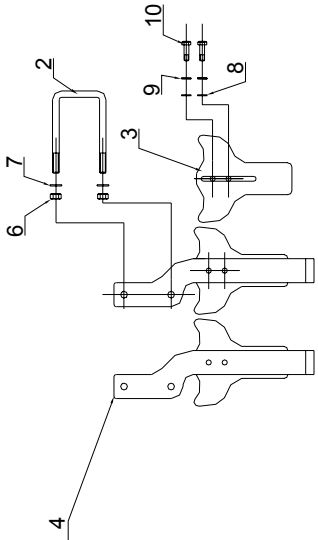
PART NUMBER  
**UNIPRESS AXLE COMPONENTS**



DRAWN:- 11/03/04  
 UPDATED:- 11/03/04

PART NO. FROM SERIAL NO. TO SERIAL NO. DRAWING NO. ISSUE  
**AS1206** **A**

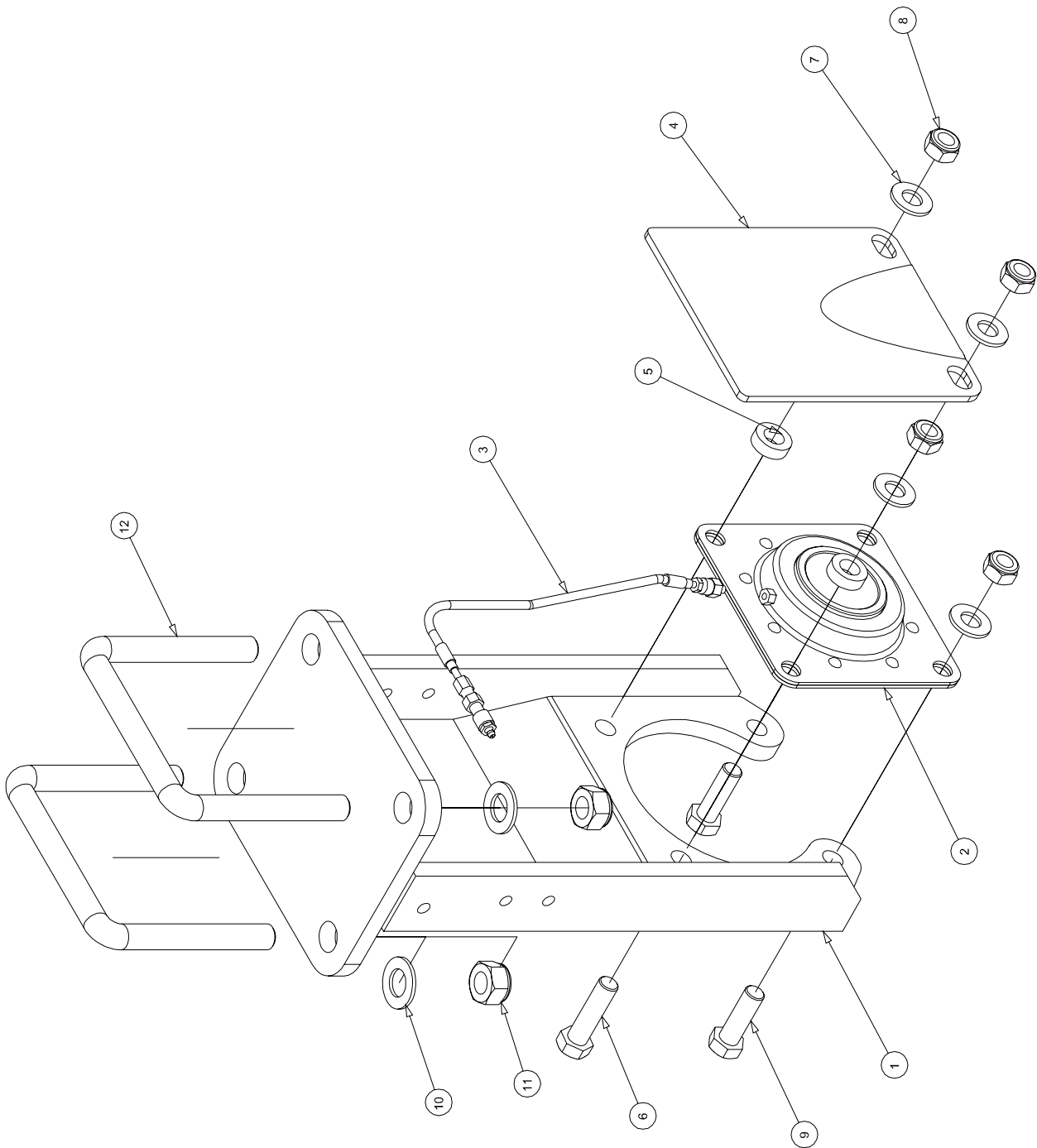
AS1206		UNIPRESS AXLE COMPONENTS								
ITEM	PART NO	DESCRIPTION	4.2	4.6	5.5	6.1	6.6	7.6	8.2	COMMENTS
1	P08190	SPOOL - NUT	4	4	8	8	8	8	8	
2	P01698	NUT SLOTTED M60	2	2	4	4	4	4	4	
3	P07727	AXLE - Ø60x1175			2					
4	P07728	AXLE - Ø60x1405				2				
5	P07729	AXLE - Ø60x1635			2	2	4			
6	P07730	AXLE - Ø60x1865						4		
7	P07731	AXLE - Ø60x2095	1						4	
8	P10349	AXLE - Ø60x2325	1	2						
9	P08189	SPOOL - BEARING	8	8	16	16	16	16	16	
10	P07696	PILLAR PRESSED TYPE	4	4	8	8	8	8	8	SEE AS0658
11	P08191	SPACER INTERNAL	19	20	24	26	28	32	36	
12	P08188	SPOOL - 130mm	13	16	12	14	16	20	24	
13	P08192	RING - DD600 5mm	38	40	48	52	56	64	72	
14	P08994	RING - DD700	38	40	48	52	56	64	72	
15	P02489	SPLIT PIN - 3/8"x4"	2	2	4	4	4	4	4	
16										
17										
18										
19										
20										
21										
22										
23										
24										
25										
26										
27										
28										
29										
30										
31										
32										
33										
34										
35										
36										
37										
38										
39										
40										
41										
42										
43										
44										
45										
46										
47										
48										
49										
50										



DESCRIPTION	UNIPRESS 2004 - AXLE COMPONENTS		DRAWN:- 23/08/00 UPDATED:- 20/02/04	PART NO. FROM SERIAL NO. TO SERIAL NO.	DRAWING NO. AS0884	ISSUE D
	SIMBA © 2004					



AS0884		UNIPRESS AXLE COMPONENTS									
ITEM	PART NO	DESCRIPTION	4.2	4.6	5.5	6.1	6.6	7.6	8.2	COMMENTS	
1	P01619	BOLT U REF 06 M20	8	8	16	16	16	16	16		
2	P06802	BOLT U REF 21 M16	14	14	15	17	19	22	27		
3	P09558	SCRAPER - DD 600/700	16	17	21	23	25	29	33		
4	P09559	SCRAPER STEM RH EXTND	6	7	7	8	9	11	13		
5	P09560	SCRAPER STEM LH EXTND	7	7	7	8	9	11	13		
6	P02008	NUT LOCK M16 TYPE 'T'	28	28	30	34	38	44	54		
7	P02602	WASHER FLAT M16	28	28	30	34	38	44	54		
8	P04179	WASHER FLAT M12	32	36	42	46	50	58	66		
9	P02037	WASHER SPRING M12	32	36	42	46	50	58	66		
10	P00003	BOLT M12x40 GR8.8	32	36	42	46	50	58	66		
11	P02009	NUT LOCK M20 TYPE 'T'	16	16	32	32	32	32	32		
12	P02603	WASHER FLAT M20	16	16	32	32	32	32	32		
13	P10029	SCRAPER - DD600 HALF	2	2	2	2	2	2	2		
14											
15											
16											
17											
18											
19											
20											
21											
22											
23											
24											
25											
26											
27											
28											
29											
30											
31											
32											
33											
34											
35											
36											
37											
38											
39											
40											
41											
42											
43											
44											
45											
46											
47											
48											
49											
50											



DESCRIPTION:  
PILLAR ASSEMBLY DD600

**SIMBA** © 2004


DRAWN:- ARH  
DATE:- 23/04/2004

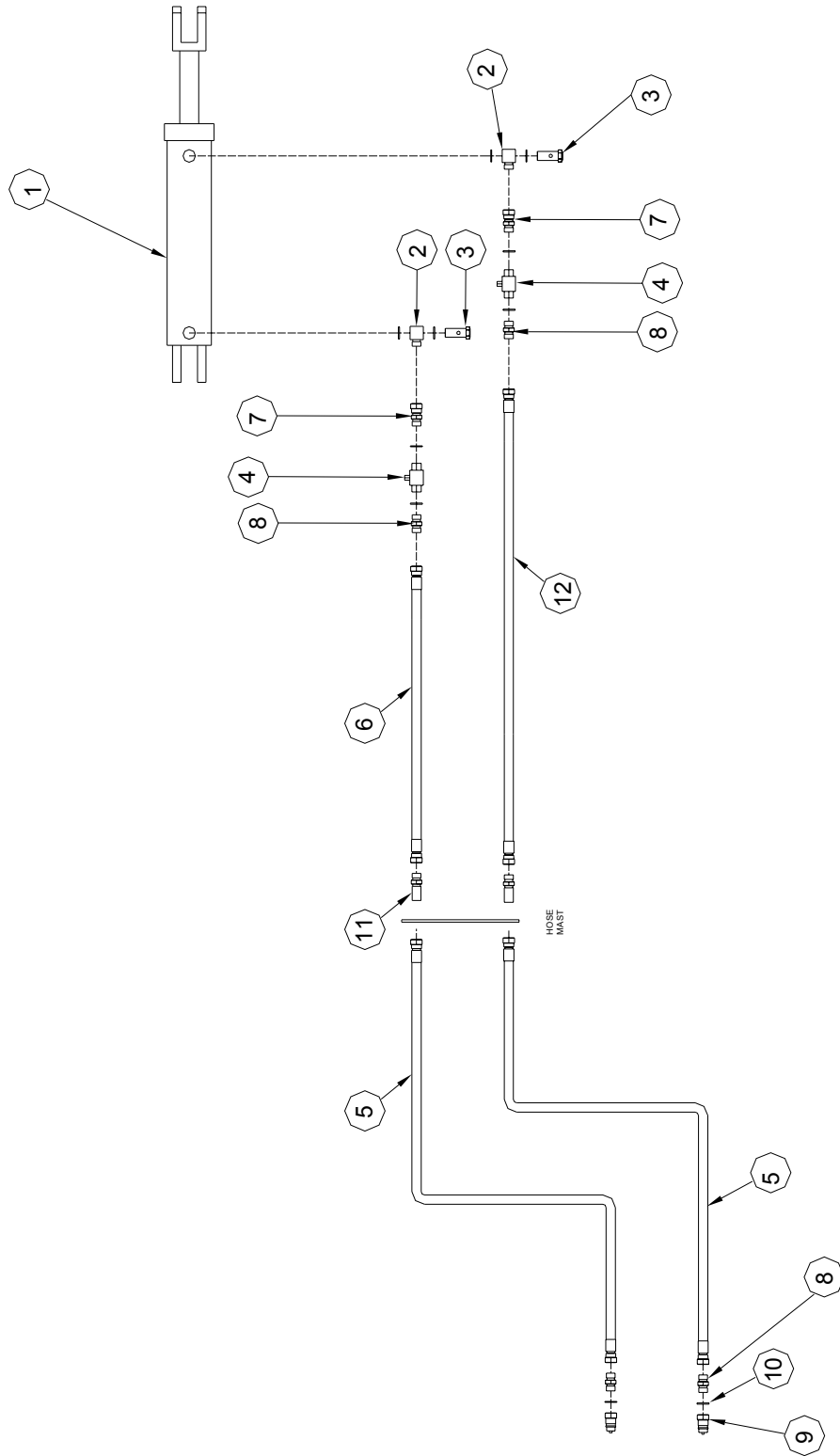
PART NO. FROM SERIAL NO. TO SERIAL NO.

ASSEMBLY  
AS0658

ISSUE  
C



AS0658		PILLAR ASSEMBLY DD600 + 700		
ITEM	PART NO	DESCRIPTION	QTY	COMMENTS
1	P07696	PRESS ROLL PILLAR	1	
2	P05431	BEARING - PRESSED STEEL	1	
3	P08276	GREASE PIPE	1	
4	P08450	BEARING GUARD	1	
5	P08298	SPACER 10mm	2	
6	P00057	BOLT M16x60 GR. 8.8	2	
7	P02602	WASHER FLAT M16	4	
8	P02008	NUT LOCK M16	4	
9	P01704	BOLT M16x50 GR. 8.8	2	
10	P02603	WASHER FLAT M20	4	
11	P02009	NUT LOCK M20	4	
12	P01619	BOLT U M20 GR8.8 145x172	2	
13				
14				
15				
16				
17				
18				
19				
20				
21				
22				
23				
24				
25				
26				
27				
28				
29				
30				
31				
32				
33				
34				
35				
36				
37				
38				
39				
40				
41				
42				
43				
44				
45				
46				
47				
48				
49				
50				




DESCRIPTION 4.2 UNI/DOUBLE F/W PRESS 2004  
D/BAR HYDRAULIC CIRCUIT

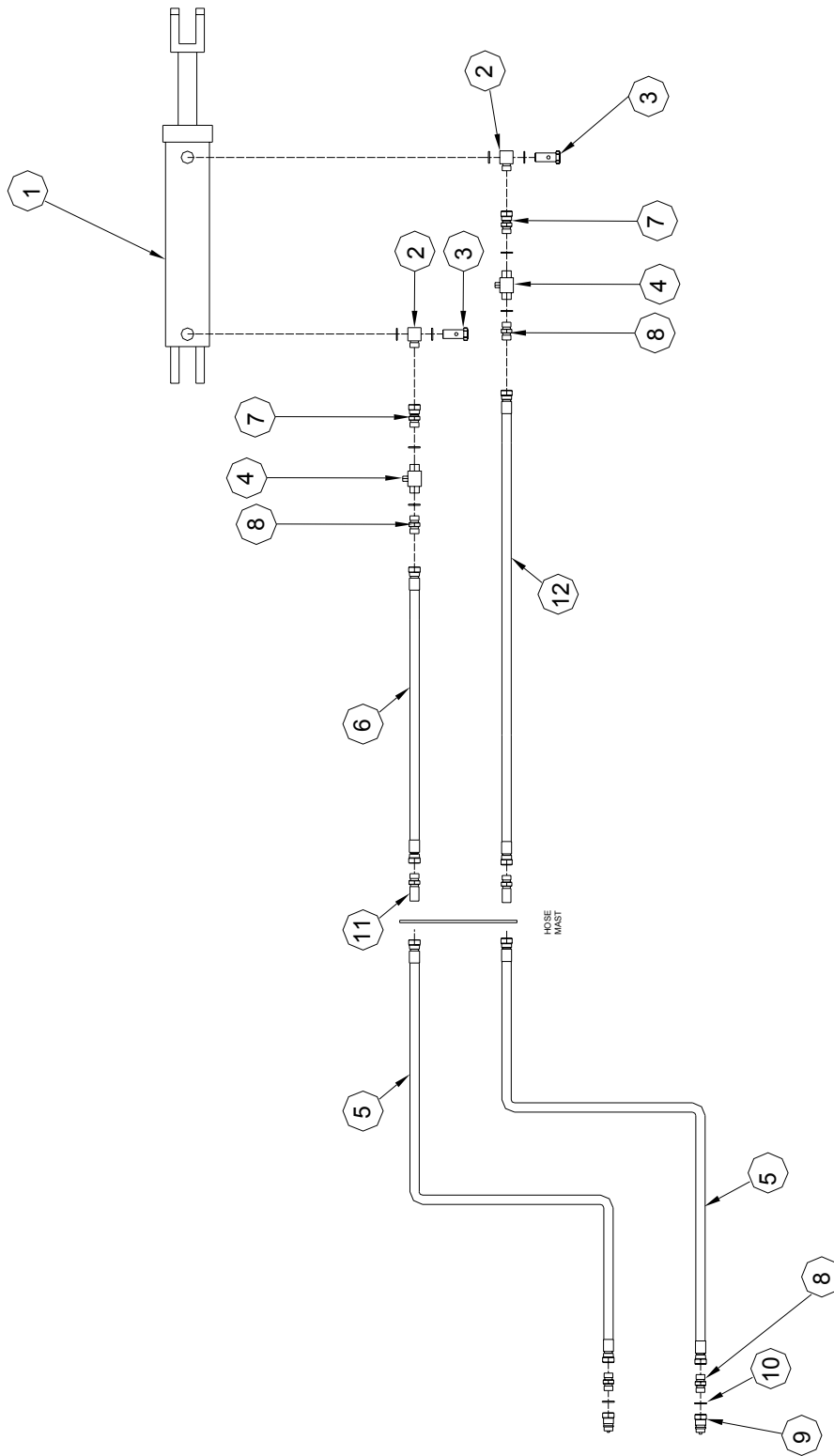


DRAWN:- 30/07/01  
UPDATED:- 20/02/04

PART NO. FROM SERIAL NO. TO SERIAL NO. DRAWING NO. ISSUE  
AS1017 A




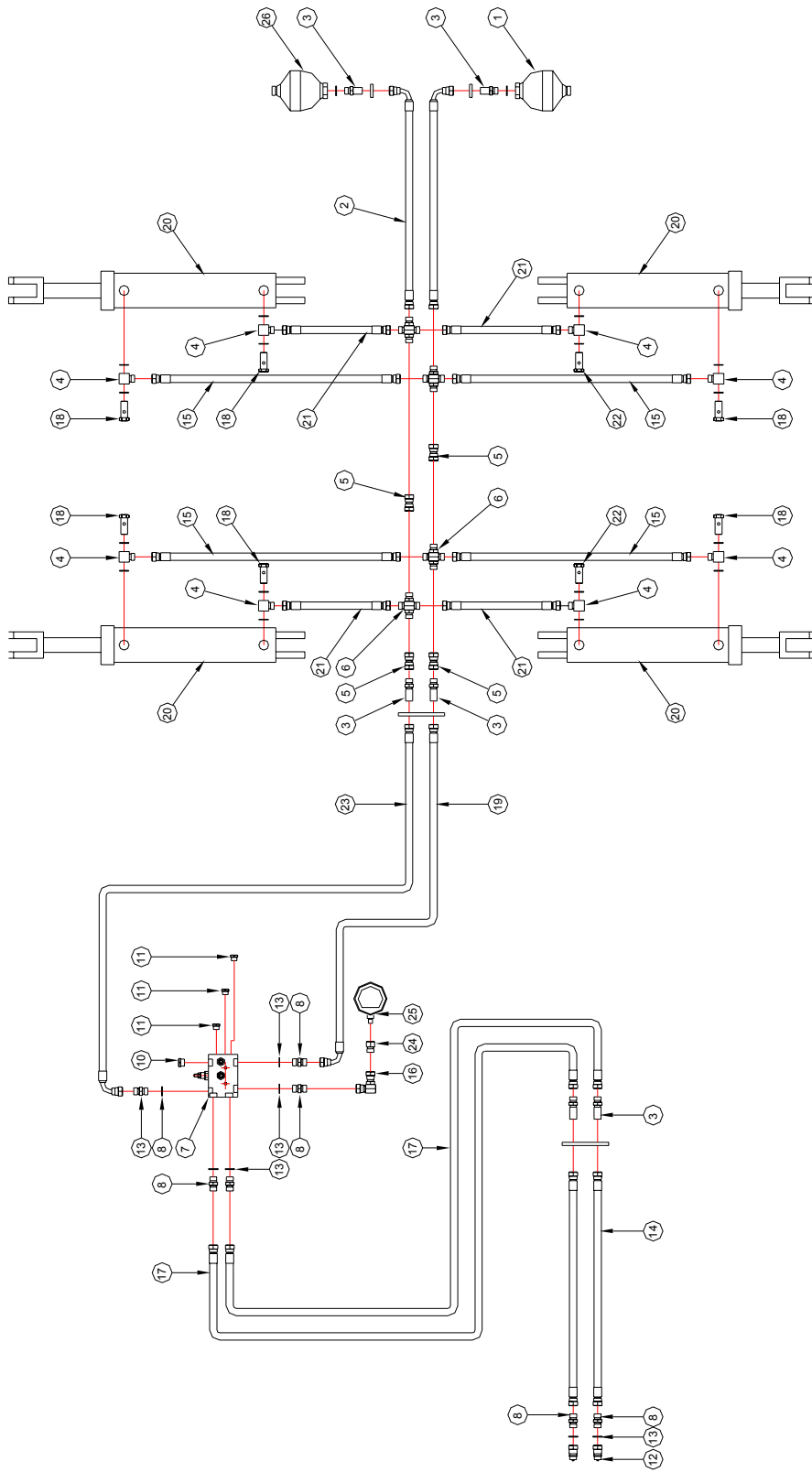
AS1017		4.2 UNI/DOUBLE PRESS D/BAR HYDRAULIC CIRCUIT		
ITEM	PART NO	DESCRIPTION	QTY	COMMENTS
1	P0164	CYL - Ø3 3/4"x400 D/A	1	
2	P0200	BANJO BLOCK 1/2" BSP	2	
3	P0201	BANJO BOLT 1/2" BSP	2	
4	P0774	TAP 1/2" BSP	2	
5	P0181	HA 1/2"x2135	2	
6	P7947	HA 1/2"x1080	1	
7	P0206	M-F1/2"	2	
8	P0203	M-M1/2"	4	
9	P0205	QRC 1/2" BSP MALE	2	
10	P2263	DOWTY SEAL 1/2" BSP	10	
11	P2735	BULKHEAD 1/2"	2	
12	P0179	HA 1/2"x1525	1	
13				
14				
15				
16				
17				
18				
19				
20				
21				
22				
23				
24				
25				
26				
27				
28				
29				
30				
31				
32				
33				
34				
35				
36				
37				
38				
39				
40				
41				
42				
43				
44				
45				
46				
47				
48				
49				
50				




DESCRIPTION	UNI/DOUBLE F/W PRESS 2004 4.6, 5.5, 6.1, 6.6, 7.6, 8.2	DRAWN NO.	ISSUE
	D/BAR HYDRAULIC CIRCUIT	AS0696	C
		FROM SERIAL NO.	
		TO SERIAL NO.	
		PART NO.	
		DRAWN:- 26/01/00	
		UPDATED:- 20/02/04	
		© 2004	

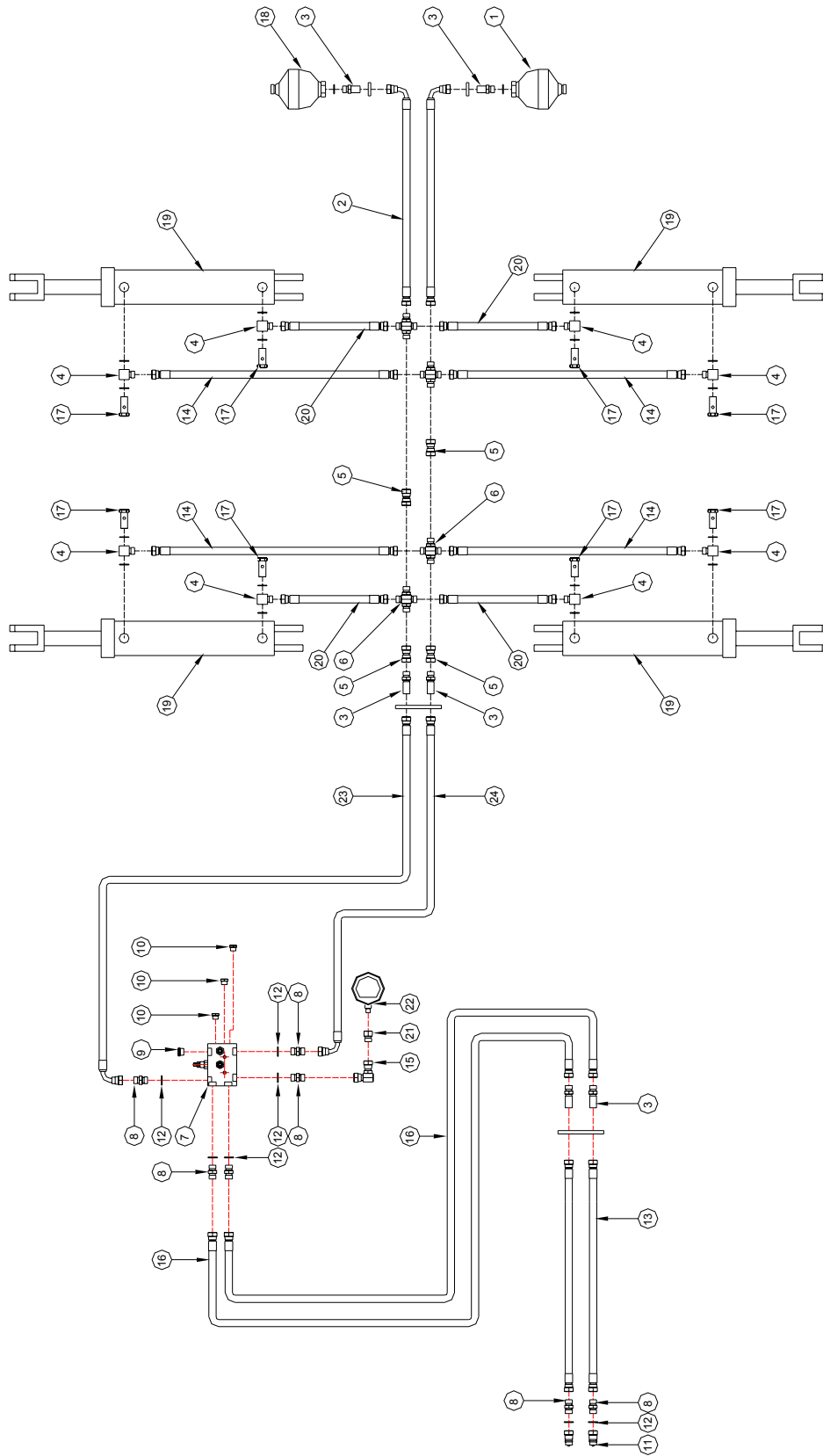


AS0696		4.6-8.2 UNI/DOUBLE PRESS DRAWBAR HYDRAULIC CIRCUIT		
ITEM	PART NO	DESCRIPTION	QTY	COMMENTS
1	P1055	CYL - Ø5"x400 D/A	1	
2	P0200	BANJO BLOCK 1/2" BSP	2	
3	P0201	BANJO BOLT 1/2" BSP	2	
4	P0774	TAP 1/2" BSP	2	
5	P0181	HA 1/2"x2135	2	
6	P7947	HA 1/2"x1080	1	
7	P0206	M-F1/2"	2	
8	P0203	M-M1/2"	4	
9	P0205	QRC 1/2" BSP MALE	2	
10	P2263	DOWTY SEAL 1/2" BSP	10	
11	P2735	BULKHEAD 1/2"	2	
12	P0179	HA 1/2"x1525	1	
13				
14				
15				
16				
17				
18				
19				
20				
21				
22				
23				
24				
25				
26				
27				
28				
29				
30				
31				
32				
33				
34				
35				
36				
37				
38				
39				
40				
41				
42				
43				
44				
45				
46				
47				
48				
49				
50				




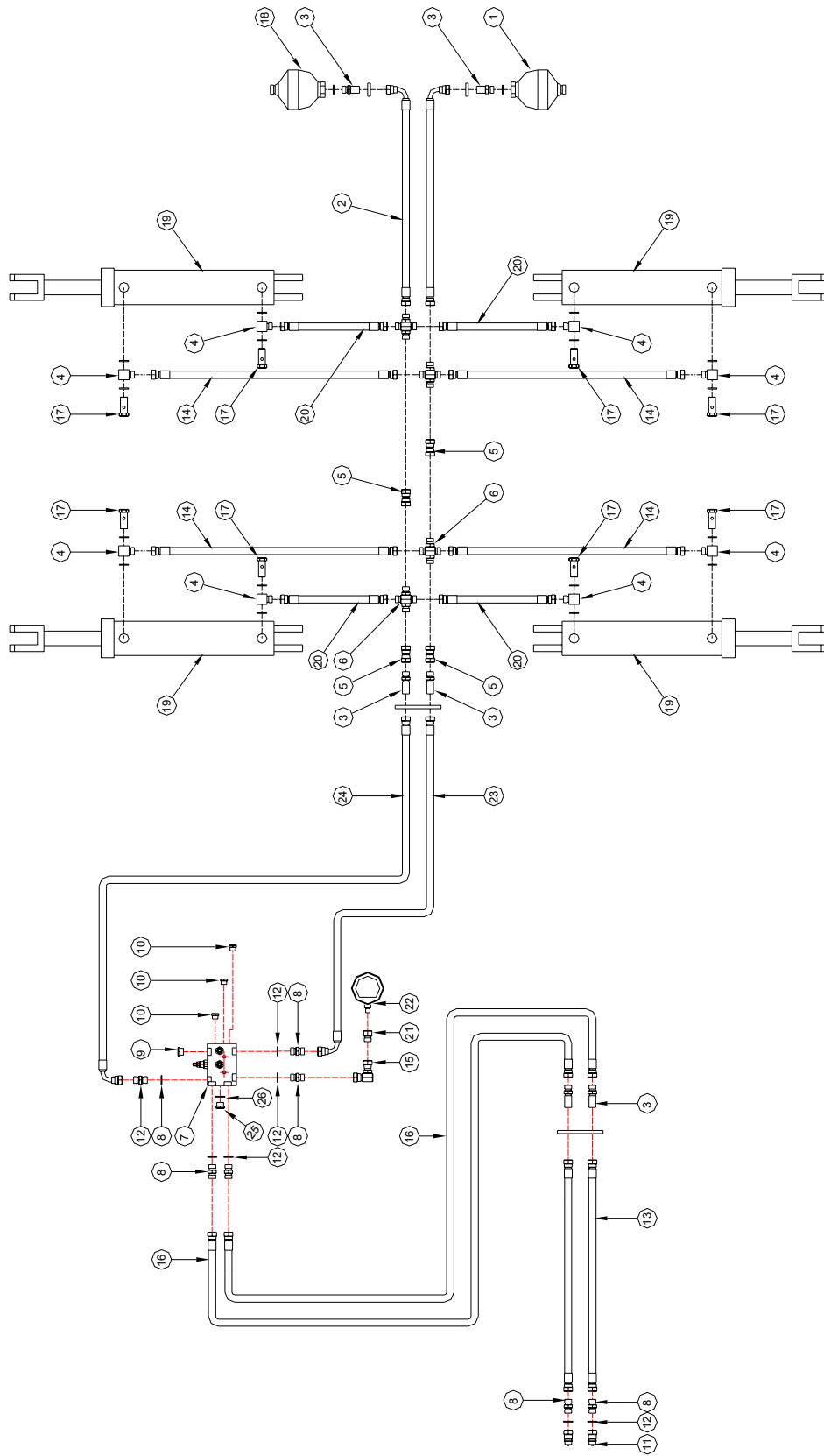
DESCRIPTION	4.2 UNI/DOUBLE F/W PRESS 2004			DRAWING NO.	AS1016	ISSUE	J
	WING HYDRAULIC CIRCUIT CW MANIFOLD						
	DRAWN:- 30/07/01			PART NO.	FROM SERIAL NO.	TO SERIAL NO.	
	UPDATED:- 20/02/04						

AS1016		4.2 UNI/DOUBLE PRESS WING HYDRAULIC CIRCUIT		
ITEM	PART NO	DESCRIPTION	QTY	COMMENTS
1	P11785	ACCUMULATOR 0.7L 10bar	1	
2	P10328	HA 1/2"x770 90°	2	
3	P02735	BULKHEAD 1/2"	6	
4	P00200	BANJO BLOCK 1/2" BSP	6	
5	P00202	F-F1/2"	4	
6	P00209	CROSS 1/2"	4	
7	P12506	MANIFOLD - PRONTO	1	
8	P00203	M-M1/2"	8	
9				
10	P06219	PLUG 1/2" NON VENTED	1	
11	P07977	BLANKING PLUG 3/8"	3	
12	P00205	QRC 1/2" BSP MALE	2	
13	P02263	DOWTY SEAL 1/2" BSP	28	
14	P00181	HA 1/2"x2135	2	
15	P09968	HA 1/2"x1020	4	
16	P02733	ELBOW F-F1/2" 90°	1	
17	P00183	HA 1/2"x2743	2	
18	P00201	BANJO BOLT 1/2" BSP	8	
19	P00176	HA 1/2"x610	1	
20	P00166	CYL - Ø3"x400 D/A	4	
21	P09970	HA 1/2"x820	4	
22	P00724	BANJO BOLT RES 1/2" BSP	2	
23	P08702	HA 1/2"x490	1	
24	P08516	GAUGE ADAPTOR 1/2"-1/4"	1	
25	P12017	PRESSURE GAUGE 1500psi	1	
26	P08838	ACCUMULATOR 1.4L 20bar	1	
27				
28				
29				
30				
31				
32				
33				
34				
35				
36				
37				
38				
39				
40				
41				
42				
43				
44				
45				
46				
47				
48				
49				
50				



DESCRIPTION	4-6 & 5.5 UNI/DOUBLE F/W PRESS 2004 WING HYDRAULIC CIRCUIT C/W MANIFOLD			DRAWING NO. <b>AS1109</b>	ISSUE <b>F</b>
	PART NO.		FROM SERIAL NO.		
DRAWN:- 26/01/00		UPDATED:- 20/02/04			
© 2004		SIMBA			

AS1109		4.6 & 5.5 UNI/DOUBLE F/W PRESS WING HYDRAULIC CIRCUIT		
ITEM	PART NO	DESCRIPTION	QTY	COMMENTS
1	P11785	ACCUMULATOR 0.7L 10bar	1	
2	P10328	HA 1/2"x770 90°	2	
3	P02735	BULKHEAD 1/2"	6	
4	P00200	BANJO BLOCK 1/2" BSP	4	
5	P00202	F-F1/2"	4	
6	P00209	CROSS 1/2"	4	
7	P12056	MANIFOLD - PRONTO	1	
8	P00203	M-M1/2"	6	
9	P06219	PLUG 1/2" NON VENTED	1	
10	P07977	BLANKING PLUG 3/8"	3	
11	P00205	QRC 1/2" BSP MALE	2	
12	P02263	DOWTY SEAL 1/2" BSP	7	
13	P00181	HA 1/2"x2135	2	
14	P09968	HA 1/2"x1020	4	
15	P02733	ELBOW F-F1/2" 90°	1	
16	P00183	HA 1/2"x2743	2	
17	P00201	BANJO BOLT 1/2" BSP	8	
18	P08838	ACCUMULATOR 1.4L 10bar	1	REFER TO P12618
19	P00166	CYL - Ø3"x400 D/A	4	
20	P09970	HA 1/2"x820	4	
21	P08516	GAUGE ADAPTOR 1/2"-1/4"	1	
22	P12017	PRESSURE GAUGE 1500psi	1	
23	P11767	HA 1/2"x1000 90°	1	
24	P12937	HA 1/2"x860 90°	1	
25				
26				
27				
28				
29				
30				
31				
32				
33				
34				
35				
36				
37				
38				
39				
40				
41				
42				
43				
44				
45				
46				
47				
48				
49				
50				



DESCRIPTION 6.1, 6.6, 7.6, 8.2 UNI/DOUBLE FW PRESS 2004  
WING HYDRAULIC CIRCUIT C/W MANIFOLD




DRAWN: 26/01/00  
UPDATED: 23/11/2004

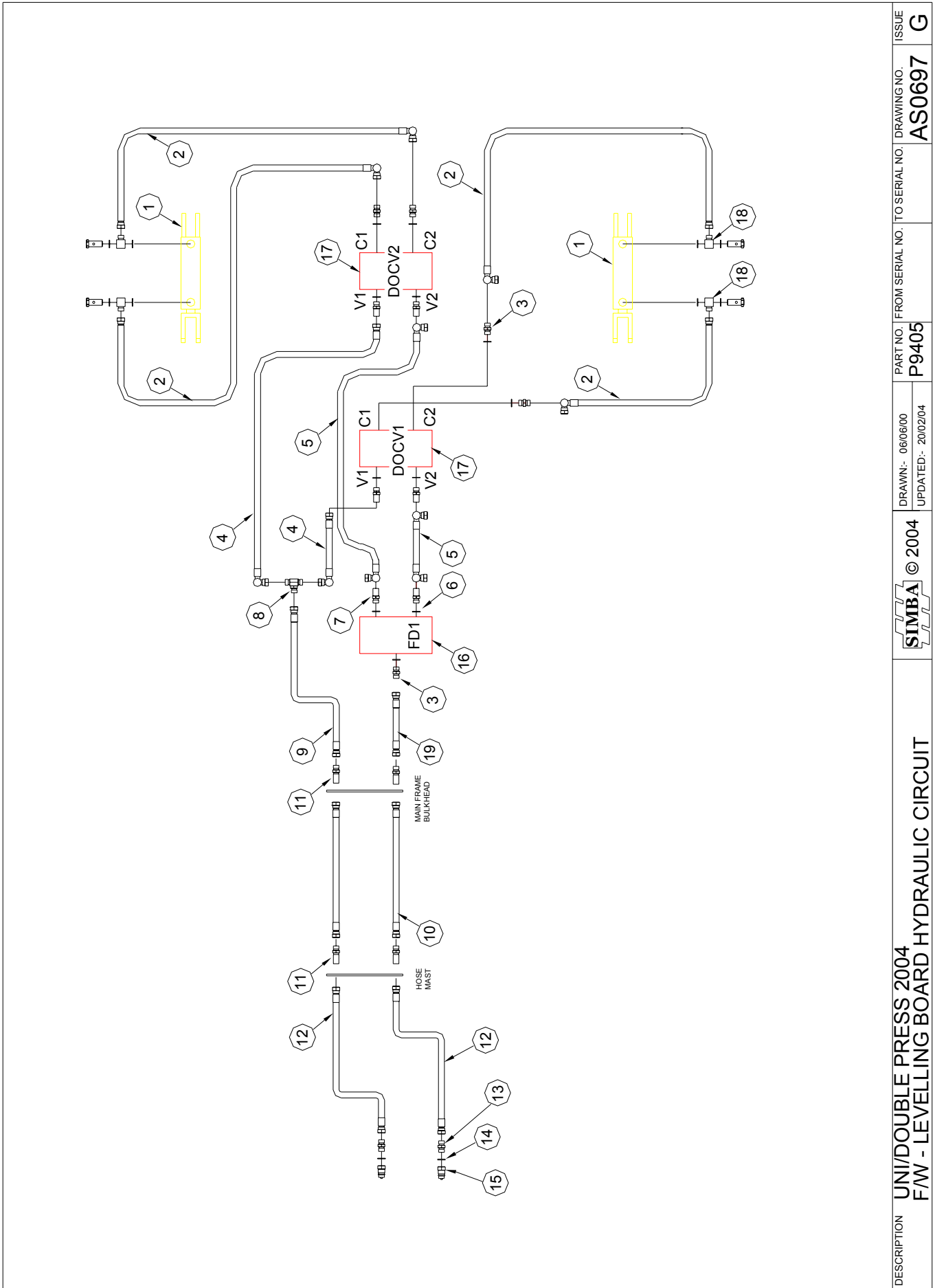
PART NO. FROM SERIAL NO. TO SERIAL NO.

AS0695

ISSUE


M

AS0695		6.1-8.2 UNI/DOUBLE PRESS WING HYDRAULIC CIRCUIT		
ITEM	PART NO	DESCRIPTION	QTY	COMMENTS
1	P11785	ACCUMULATOR 0.7L 10bar	1	
2	P10328	HA 1/2"x770 90°	2	
3	P02735	BULKHEAD 1/2"	6	
4	P00200	BANJO BLOCK 1/2" BSP	8	
5	P00202	F-F1/2"	4	
6	P00209	CROSS 1/2"	4	
7	P12056	MANIFOLD - PRONTO	1	
8	P00203	M-M1/2"	6	
9	P06219	PLUG 1/2" NON VENTED	1	
10	P07977	BLANKING PLUG 3/8"	3	
11	P00205	QRC 1/2" BSP MALE	2	
12	P02263	DOWTY SEAL 1/2" BSP	27	
13	P00181	HA 1/2"x2135	2	
14	P09968	HA 1/2"x1020	4	
15	P02733	ELBOW F-F1/2" 90°	1	
16	P00183	HA 1/2"x2743	2	
17	P00201	BANJO BOLT 1/2" BSP	8	
18	P08838	ACCUMULATOR 1.4L 20bar	1	REFER TO P12618
19	P00164	CYL - Ø3 3/4"x400 D/A	4	
20	P09970	HA 1/2"x820	4	
21	P08516	GAUGE ADAPTOR 1/2"-1/4"	1	
22	P12017	PRESSURE GAUGE 1500psi	1	
23	P12937	HA 1/2" x 860mm SWEPT 90°	1	
24	P11767	HA 1/2" x 1000mm SWEPT 90°	1	
25	P05910	BLANKING PLUG 1/4"	1	
26	P02741	DOWTY SEAL 1/4" BSP	1	
27				
28				
29				
30				
31				
32				
33				
34				
35				
36				
37				
38				
39				
40				
41				
42				
43				
44				
45				
46				
47				
48				
49				
50				




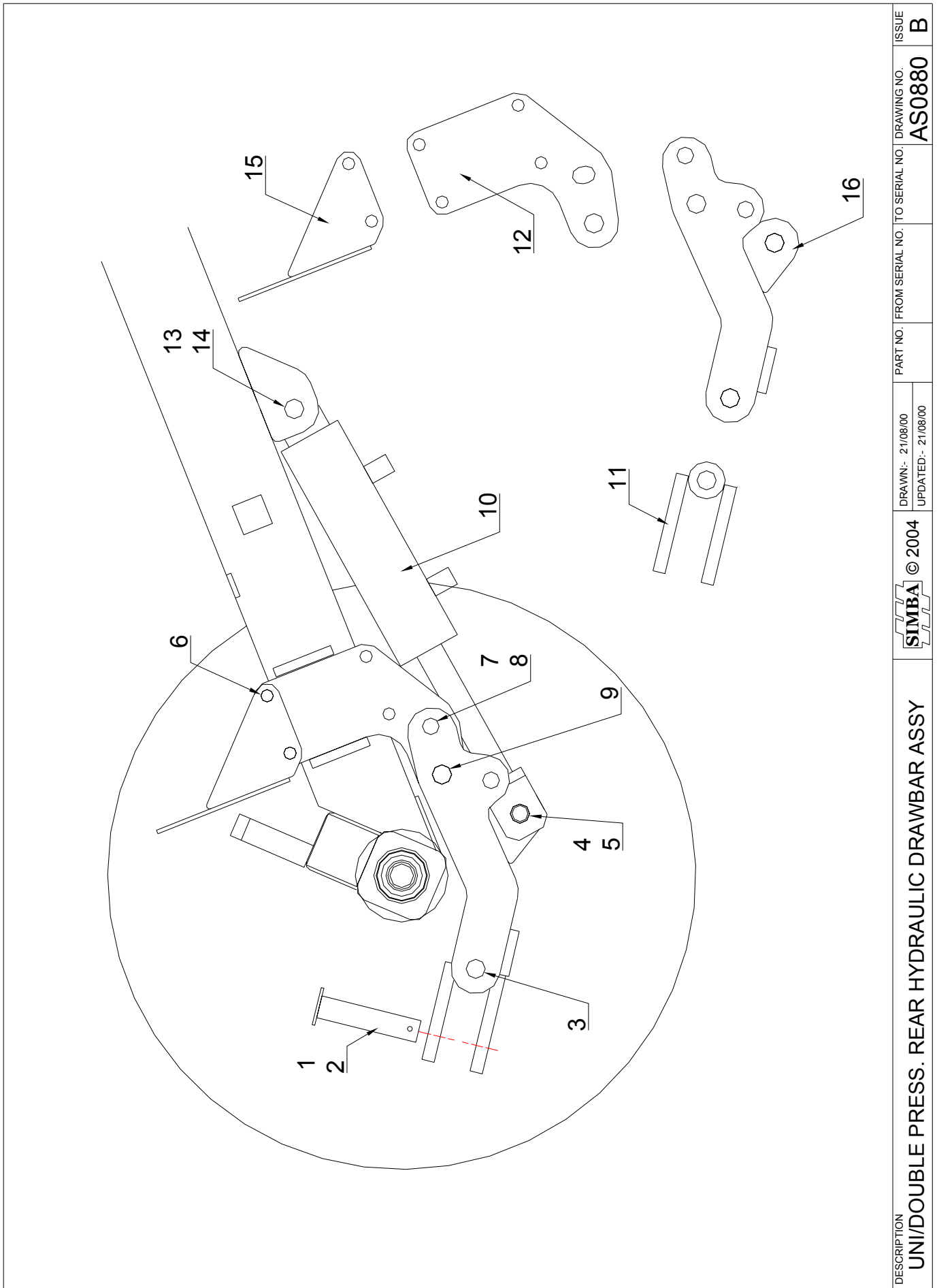
DESCRIPTION	UNI/DOUBLE PRESS 2004		DRAWN:- 06/06/00	PART NO. FROM SERIAL NO. TO SERIAL NO. DRAWING NO.	ISSUE
	F/W - LEVELLING BOARD HYDRAULIC CIRCUIT				
			UPDATED:- 2002/04		



AS0697		UNI/DOUBLE PRESS F/W - LEVELLING BOARD HYDRAULICS		
ITEM	PART NO	DESCRIPTION	QTY	COMMENTS
1	P08013	CYL - Ø63x130	2	
2	P10862	HA 3/8"x2750 90°	4	
3	P09314	M-M3/8"	5	
4	P09319	HA 3/8"x115 90°	2	
5	P09317	HA 3/8"x305 90° x2	2	
6	P03687	DOWTY SEAL 3/8"	11	
7	P09316	BULKHEAD 3/8"	6	
8	P09318	T 3/8" MALE	1	
9	P11043	HA 3/8"x930 1/2-3/8	1	
10	P00183	HA 1/2"x2743	2	
11	P02735	BULKHEAD 1/2"	4	
12	P00181	HA 1/2"x2135	2	
13	P00203	M-M1/2"	2	
14	P02263	DOWTY SEAL 1/2" BSP	2	
15	P00205	QRC 1/2" BSP MALE	2	
16	P09422	FLOW DIVIDER 50/50	1	
17	P09423	COUNTERBALANCE VALVE	2	
18	P08362	BANJO COMPLETE 3/8"	4	
19	P11043	HA 3/8"x930 1/2-3/8	1	
20				
21				
22				
23				
24				
25				
26				
27				
28				
29				
30				
31				
32				
33				
34				
35				
36				
37				
38				
39				
40				
41				
42				
43				
44				
45				
46				
47				
48				
49				
50				




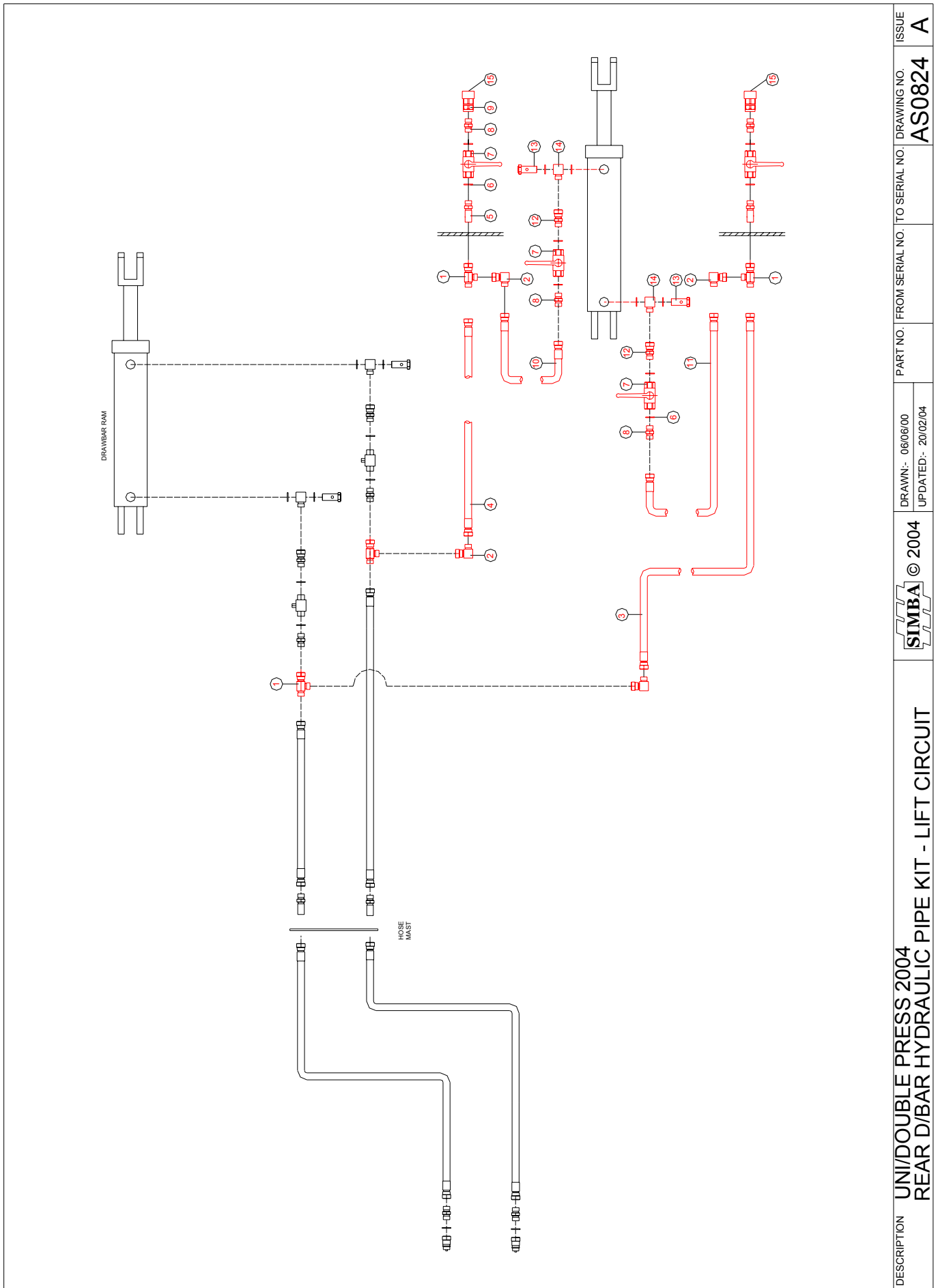
AS0733		6.1 - 8.2 UNI/DOUBLE PRESS F/W - LEVELLING BOARD HYDRAULICS		
ITEM	PART NO	DESCRIPTION	QTY	COMMENTS
1	P08013	CYL - Ø63x130	2	
2	P10863	HA 3/8"x3500 90°	4	
3	P09314	M-M3/8"	5	
4	P09319	HA 3/8"x115 90°	2	
5	P09317	HA 3/8"x305 90° x2	2	
6	P03687	DOWTY SEAL 3/8"	11	
7	P09316	BULKHEAD 3/8"	6	
8	P09318	T 3/8" MALE	1	
9	P11043	HA 3/8"x930 1/2-3/8	1	
10	P00183	HA 1/2"x2743	2	
11	P02735	BULKHEAD 1/2"	4	
12	P00181	HA 1/2"x2135	2	
13	P00203	M-M1/2"	2	
14	P02263	DOWTY SEAL 1/2" BSP	2	
15	P00205	QRC 1/2" BSP MALE	2	
16	P09422	FLOW DIVIDER 50/49	1	
17	P09423	COUNTERBALANCE VALVE	2	
18	P08362	BANJO COMPLETE 3/8"	4	
19	P11043	HA 3/8"x930 1/2-3/8	1	
20				
21				
22				
23				
24				
25				
26				
27				
28				
29				
30				
31				
32				
33				
34				
35				
36				
37				
38				
39				
40				
41				
42				
43				
44				
45				
46				
47				
48				
49				
50				



DESCRIPTION <b>UNI/DOUBLE PRESS. REAR HYDRAULIC DRAWBAR ASSY</b>	© 2004	DRAWN:- 21/08/00	PART NO.   FROM SERIAL NO.   TO SERIAL NO.   DRAWING NO.   ISSUE
		UPDATED:- 21/08/00	




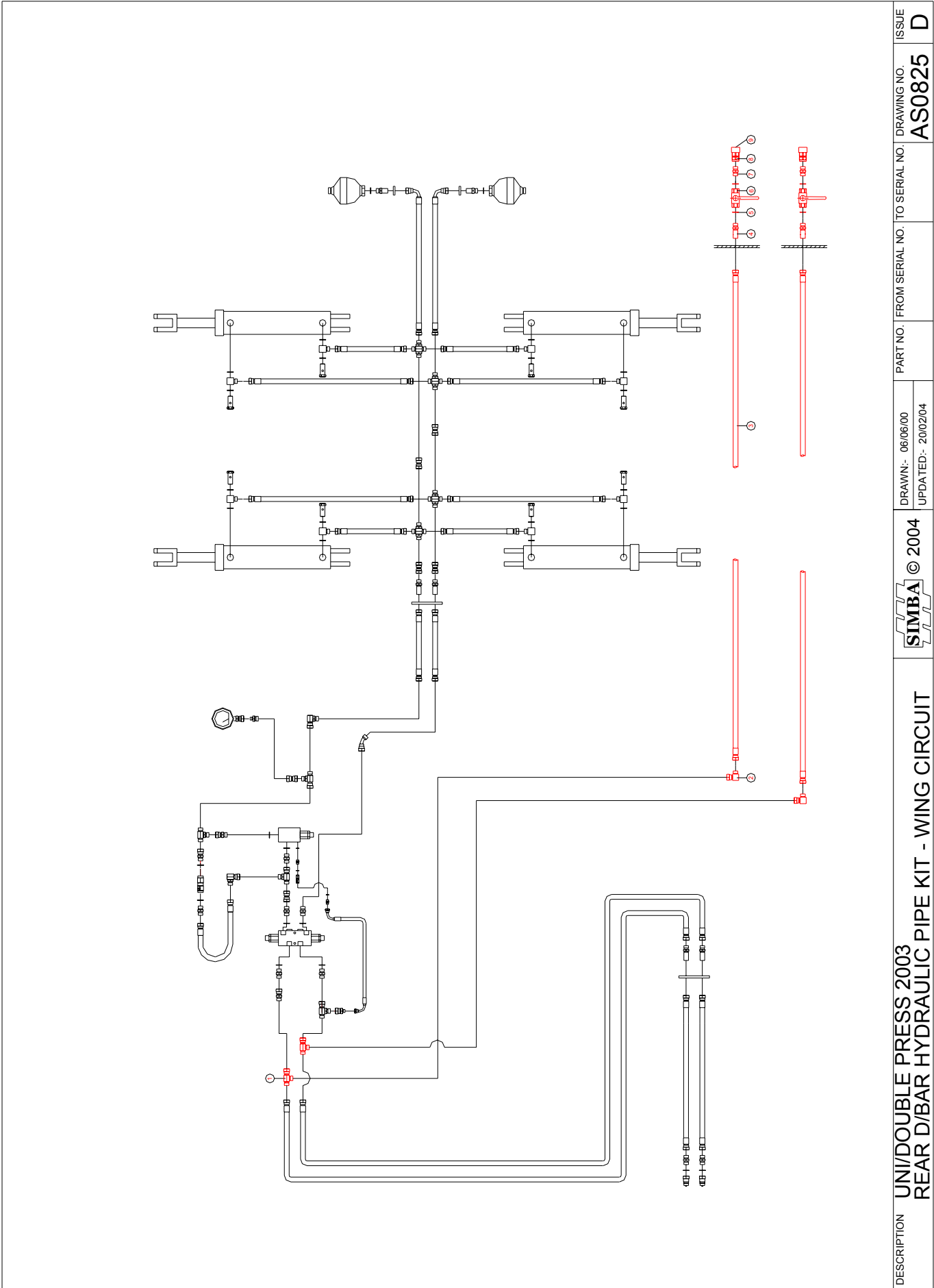
AS0880		UNI/DOUBLE PRESS REAR HYDRAULIC DRAWBAR		
ITEM	PART NO	DESCRIPTION	QTY	COMMENTS
1	P03219	PIN - Ø36x165 B TYPE	1	
2	P02486	R CLIP Ø7x170	1	
3	P02793	BOLT M30x220 (CD 240)	1	
4	P07743	PIN - Ø25x110	1	
5	P02483	LYNCH PIN - CAT 1	1	
6	P01224	BOLT M20x180 GR8.8	1	
7	P04418	PIN - Ø25x230 B TYPE	1	
8	P02484	LYNCH PIN - CAT 2	1	
9	P02793	BOLT M30x220 (CD 240)	1	
10	P00160	CYL - Ø3 3/4"x230 D/A	1	
11	P10073	HITCH - REAR DRAWBAR	1	
12	P10074	REAR DRAWBAR MOUNT	1	
13	P01274	PIN - Ø25x115 A TYPE	1	
14	P02484	LYNCH PIN - CAT 2	1	
15	P10089	HYDRAULIC PLATE	1	
16	P10072	REAR DRAWBAR PIVOT	1	
17				
18				
19				
20				
21				
22				
23				
24				
25				
26				
27				
28				
29				
30				
31				
32				
33				
34				
35				
36				
37				
38				
39				
40				
41				
42				
43				
44				
45				
46				
47				
48				
49				
50				



DESCRIPTION	UNI/DOUBLE PRESS 2004 REAR D/BAR HYDRAULIC PIPE KIT - LIFT CIRCUIT			DRAWN:- 06/06/00 UPDATED:- 20/02/04	PART NO.	FROM SERIAL NO.	TO SERIAL NO.	DRAWING NO. <b>AS0824</b>	ISSUE <b>A</b>




AS0824		UNI/DOUBLE PRESS REAR D/BAR HYDRUALICS- LIFT		
ITEM	PART NO	DESCRIPTION	QTY	COMMENTS
1	P6216	T 1/2" BSP SFOR	4	
2	P2734	ELBOW M-F1/2" 90° COM	4	
3	P0187	HA 1/2"x3960	1	
4	P0185	HA 1/2"x3350	1	
5	P2735	BULKHEAD 1/2"	2	
6	P2263	DOWTY SEAL 1/2" BSP	12	
7	P0774	TAP 1/2" BSP	4	
8	P0203	M-M1/2"	4	
9	P2730	QRC 1/2" BSP FEM	2	
10	P0176	HA 1/2"x610	1	
11	P0177	HA 1/2"x915	1	
12	P0206	M-F1/2"	2	
13	P0201	BANJO BOLT 1/2" BSP	2	
14	P0200	BANJO BLOCK 1/2" BSP	2	
15	P7941	PLUG - 1/2" PLASTIC	2	
16				
17				
18				
19				
20				
21				
22				
23				
24				
25				
26				
27				
28				
29				
30				
31				
32				
33				
34				
35				
36				
37				
38				
39				
40				
41				
42				
43				
44				
45				
46				
47				
48				
49				
50				



DESCRIPTION	UNI/DOUBLE PRESS 2003 REAR D/BAR HYDRAULIC PIPE KIT - WING CIRCUIT		DRAWING NO. <b>AS0825</b>	ISSUE <b>D</b>
	© 2004 DRAWN:- 06/06/00 UPDATED:- 2002/04			



AS0825		UNI/DOUBLE PRESS REAR D/BAR HYDRAULICS - WINGS		
ITEM	PART NO	DESCRIPTION	QTY	COMMENTS
1	P6216	T 1/2" BSP SFOR	2	
2	P2734	ELBOW M-F1/2" 90° COM	2	
3	P0182	HA 1/2"x2440	2	
4	P2735	BULKHEAD 1/2"	2	
5	P2263	DOWTY SEAL 1/2" BSP	4	
6	P0774	TAP 1/2" BSP	2	
7	P0203	M-M1/2"	2	
8	P2730	QRC 1/2" BSP FEM	2	
9	P7941	PLUG - 1/2" PLASTIC	2	
10				
11				
12				
13				
14				
15				
16				
17				
18				
19				
20				
21				
22				
23				
24				
25				
26				
27				
28				
29				
30				
31				
32				
33				
34				
35				
36				
37				
38				
39				
40				
41				
42				
43				
44				
45				
46				
47				
48				
49				
50				

