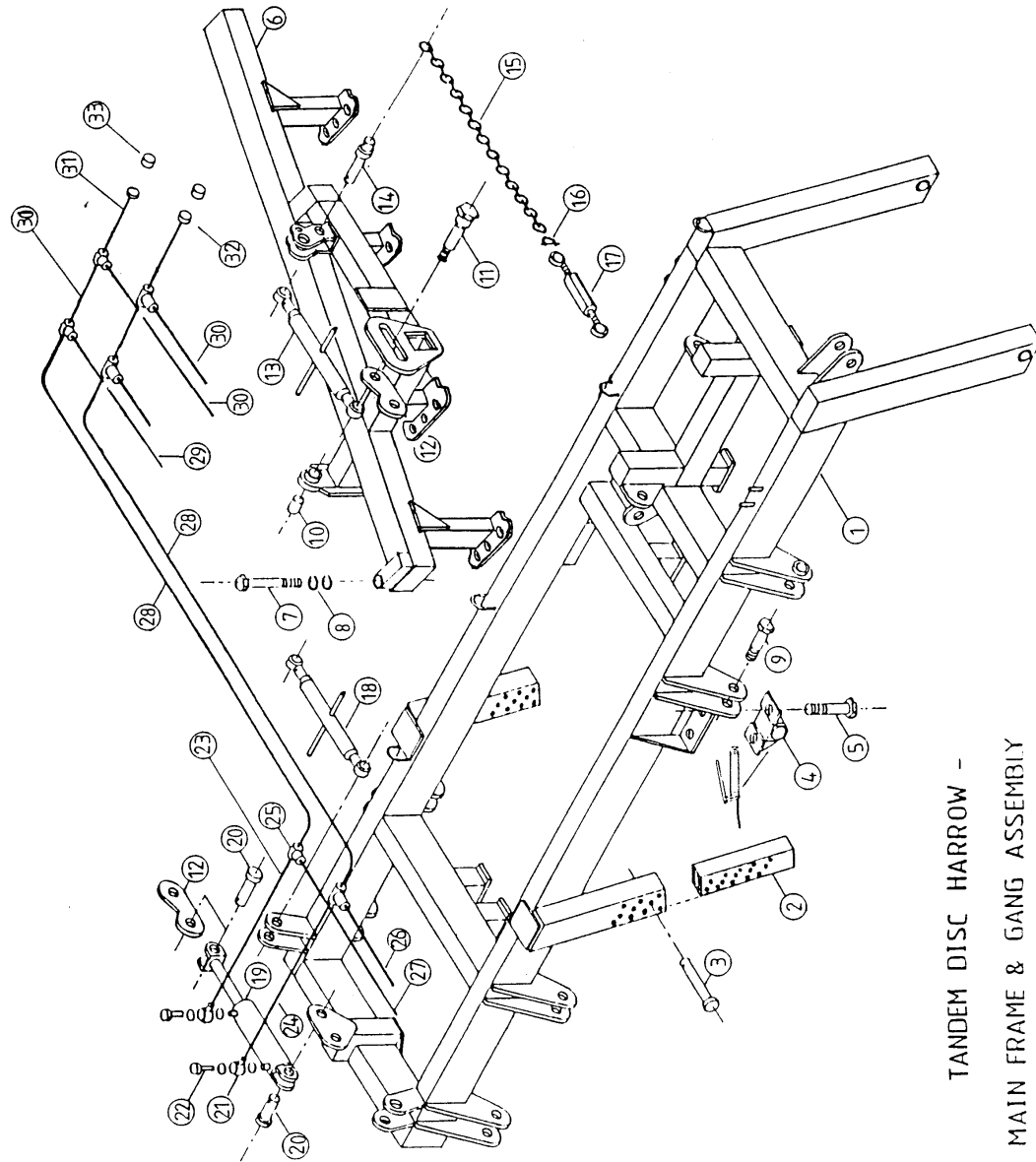


**MK 1 Series
Tandum
Disc Harrow**



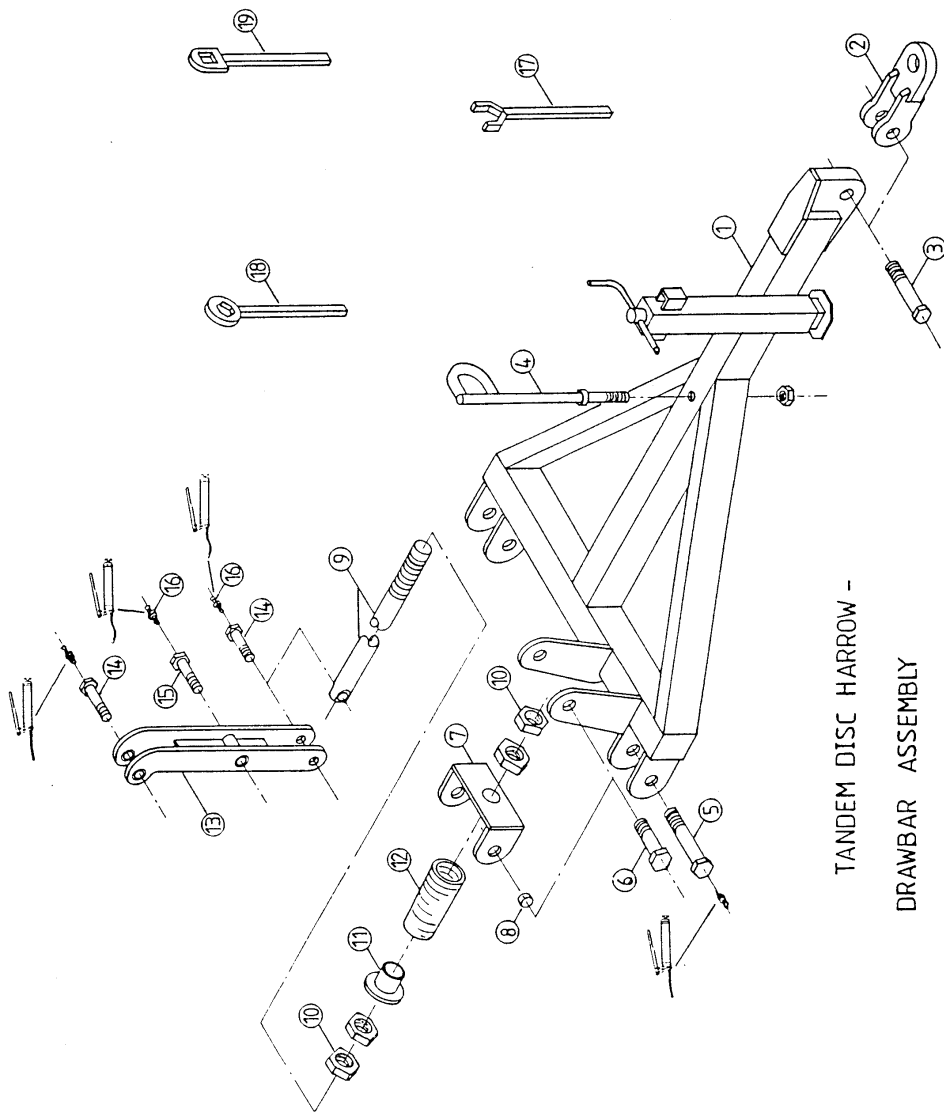
TANDEM DISC HARROW -
MAIN FRAME & GANG ASSEMBLY

SERIES 1 TANDEM DISC HARROW

MAIN FRAME AND GANG CARRIER ASSEMBLY

ITEM NO.	PT. NO.	DESCRIPTION
1	1976	MAIN FRAME
	1645	WHEEL CYLINDER RAM POINT BUSH
2	1977	INNER DEPTH CONTROL BOX
3	1071	DEPTH CONTROL PIN 25 x 130mm (LYNCH PIN 2484)
4	0068	PLUMMER BLOCK
5	0014	PLUMMER BLOCK BOLT M24 (F/WASHER 2604, S/WASHER 2593, NUT 0717)
6	1978	FRONT L/H GANG CARRIER
	1979	FRONT R/H GANG CARRIER (N.I.)
	1980	REAR L/H GANG CARRIER (N.I.)
	1981	REAR R/H GANG CARRIER (N.I.)
7	0014	GANG STOP BOLT M24 (F/WASHER 2604, NUT 2010)
8	2604	SPACER WASHER M24
9	2725	BALL END PIVOT BOLT M24 (F/WASHER 2604, NUT 2010)
10	1983	BALL END BUSH
11	1985	ANGLE ADJUSTMENT BOLT (MACHINED)
12	1986	CYLINDER PIVOTING LINK
13	0157	TOPLINK CAT 2 15"
14	2834	TRANSPORT PIN 25 x 115/55mm
15	1999	WING TRANSPORT CHAIN
16	2397	'D' SHACKLE
17	1040	CHAIN TENSIONER
18	0158	TOPLINK CAT 2 19"
19	1913	HYDRAULIC CYLINDER 75 x 250 D/A
	1914	HYDRAULIC CYLINDER SEAL KIT 75 x 250 D/A
20	1274	CYLINDER PIN 25 x 115mm
21	0200	1/2" BSP BANJO BLOCK
	2263	1/2" BSP BONDED WASHER
22	0724B	1/2" BSP RESTRICTED BANJO BOLT
23	0176	2FT HYDRAULIC HOSE
24	0177	3FT HYDRAULIC HOSE
25	0204	1/2" BSP 'T' CONNECTOR
26	0177	3FT HYDRAULIC HOSE
27	0178	4FT HYDRAULIC HOSE
28	0183	9FT HYDRAULIC HOSE
29	0177	3FT HYDRAULIC HOSE
30	0176	2FT HYDRAULIC HOSE
31	0186	12FT HYDRAULIC HOSE
32	0203	MALE - MALE ADAPTOR
33	0205	MALE QUICK RELEASE COUPLING

WHEN ORDERING SPARE PARTS PLEASE QUOTE PART NUMBER, MODEL AND SERIAL NUMBER OF MACHINE.



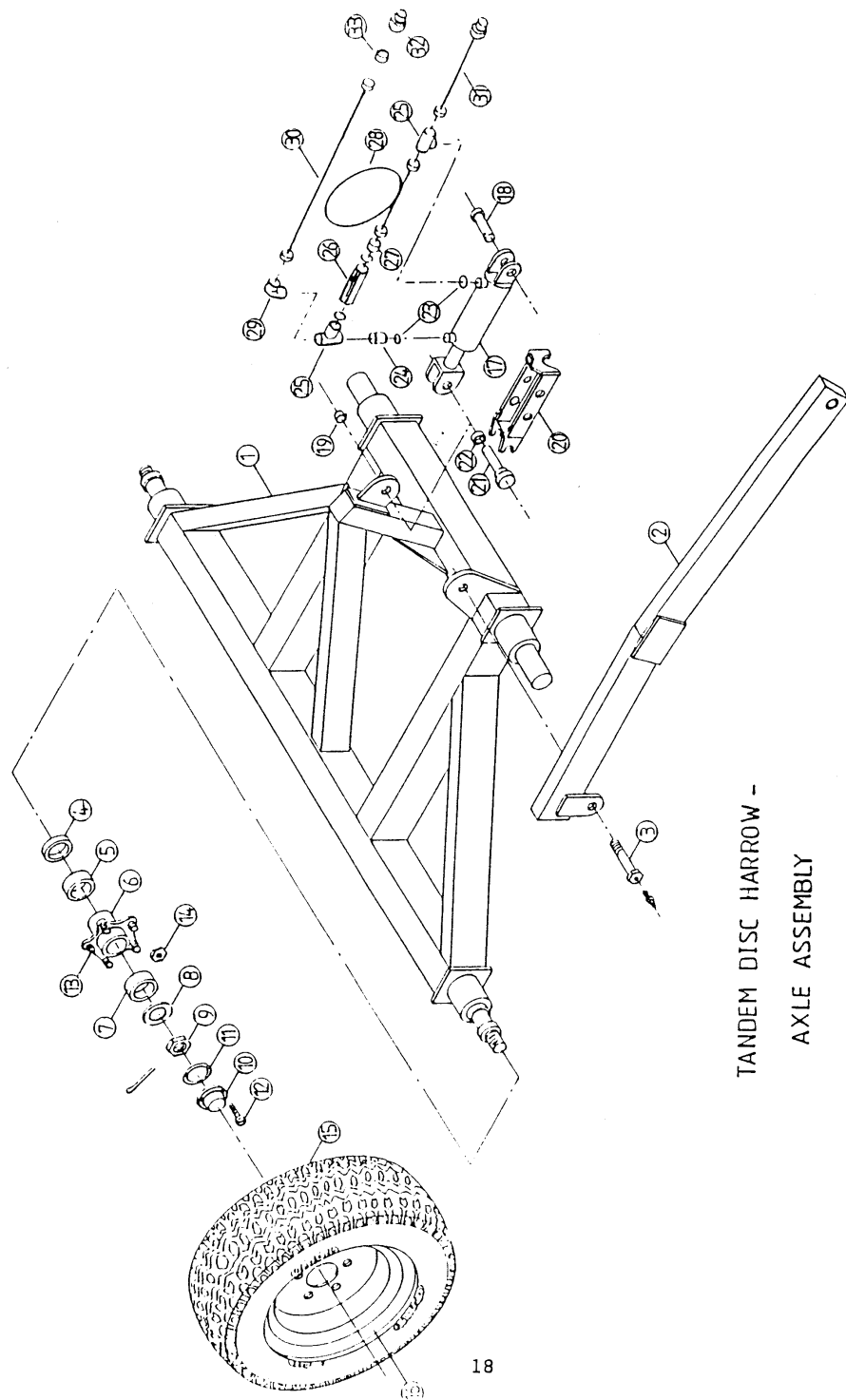
TANDEM DISC HARROW -
DRAWBAR ASSEMBLY

SERIES 1 TANDEM DISC HARROW

DRAWBAR ASSEMBLY

<u>ITEM NO.</u>	<u>PT.NO.</u>	<u>DESCRIPTION</u>
1	1987	DRAWBAR
2	3666B	SHACKLE TYPE Q
3	0983	SHACKLE BOLT M30 (F/WASHER 2608, NUT 2011)
4	0305	HOSE MAST M24 (F/WASHER 2604, NUT 0717)
5	0883	DRAWBAR/MAIN FRAME GREASABLE BOLT M30 (F/WASHER 2608, NUT 2011)
6	4025	BRACKET BOLT M24 (F/WASHER 2604, NUT 2010)
7	4121	TENSION BAR BRACKET
8	4122	TENSION BAR BRACKET PIVOT BUSH
9	0320	TENSION BAR
10	0248	TENSION BAR NUT 1 3/4" BSW
11	0316	TENSION BAR COLLAR
12	0322	TENSION BAR SPRING
13	1989	TIE BAR PIVOT
14	1988	GREASABLE BOLT M24 (F/WASHER 2604, NUT 2010)
15	1885	GREASABLE BOLT M30 (F/WASHER 2608, NUT 2011)
16	0071	GREASE NIPPLE
17	0924	TENSION BAR NUT SPANNER 1 3/4" BSW
18	1731	DISC AXLE NUT SPANNER M30
19	1990	DISC AXLE SPANNER 30MM SQ.

WHEN ORDERING SPARE PARTS PLEASE QUOTE PART NUMBER, MODEL AND SERIAL NUMBER OF MACHINE.



TANDEM DISC HARROW -
AXLE ASSEMBLY

SERIES 1 TANDEM DISC HARROW

AXLE ASSEMBLY

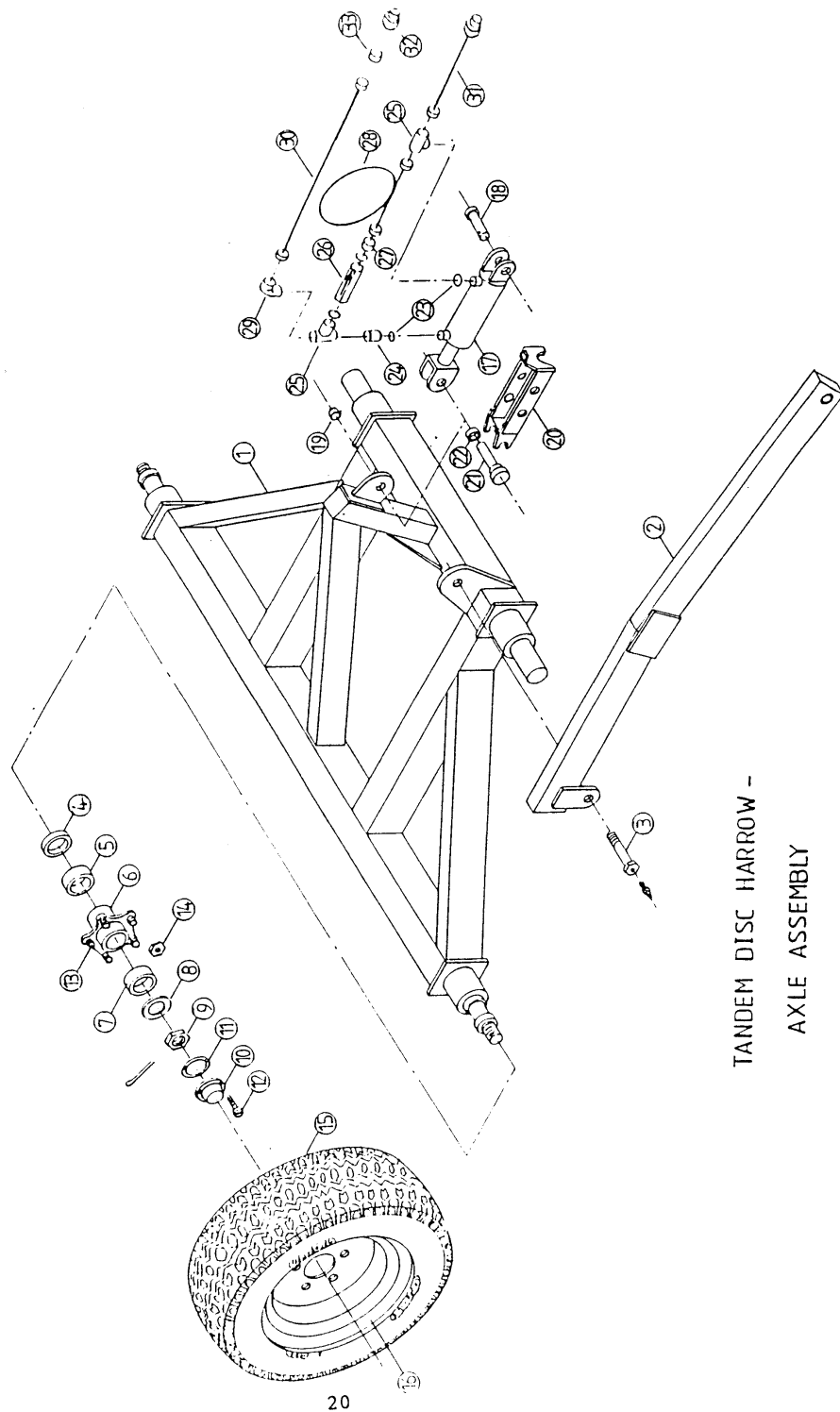
ITEM NO.	PT.NO.	DESCRIPTION
1	1996	AXLE FRAME
2	1997	TIE BAR
3	1988	TIE BAR/AXLE GREASABLE BOLT M24 (F/WASHER 2604 NUT 2010)
	0071	GREASE NIPPLE

5 STUD HUB MODELS

4	0439	GREASE SEAL
5	0440	INNER BEARING (CUP AND CONE)
6	0438	HUB CASTING
7	0440	OUTER BEARING (CUP AND CONE)
8	----	NOT APPLICABLE
9	0443	CASTLE NUT
10	0445	HUB CAP
11	0444	HUB CAP GASKET
12	0446	HUB CAP SCREW (3 PER HUB)
13	0707	WHEEL STUD RIGHT HAND
14	0448	WHEEL NUT RIGHT HAND
4-14	0437	5 STUD HUB COMPLETE RIGHT HAND
15	1072	10.0/75-15, 10 PLY TYRE (TUBE 1074)
	0138	11.5/80-15, 10 PLY TYRE (TUBE 0139)
16	0140	5 HOLE RIM TO SUIT 10.0/75-15 & 11.5/80-15

6 STUD HUB MODELS

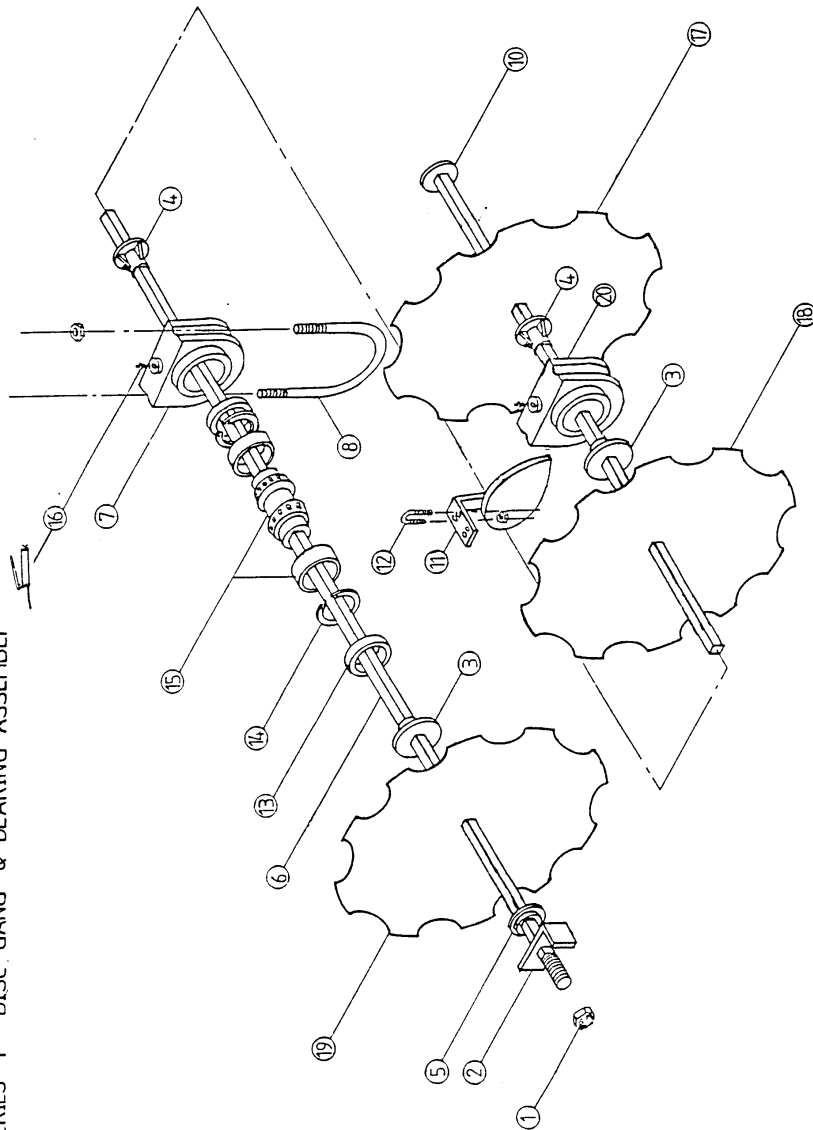
4	0365	GREASE SEAL
5	0366	INNER BEARING (CUP & CONE)
6	0462	HUB CASTING
7	0367	OUTER BEARING (CUP & CONE)
8	----	NOT APPLICABLE
9	0710	CASTLE NUT
10	0370	HUB CAP
11	0739	HUB CAP GASKET
12	0469	RETAINING BOLT (3 PER HUB)
13	0709	WHEEL STUD RIGHT HAND
14	0471	WHEEL NUT RIGHT HAND
4-14	0641	6 STUD HUB COMPLETE RIGHT HAND
15	0143	12.5/80-15, 14 PLY TYRE (TUBE 0144)
	4128	400/60-15.5, 10 PLY TYRE
16	0146	6 HOLE RIM TO SUIT 12.5/80-15 TYRE
	4128	6 HOLE RIM TO SUIT 400/60-15.5 TYRE



TANDEM DISC HARROW -
AXLE ASSEMBLY

17	0160	HYDRAULIC CYLINDER 100 X 230 D/A
	0161	CYLINDER SEAL KIT FOR 100 X 230 D/A
18	1274	CYLINDER PIN 25 X 115mm
19	1645	RAM POINT SPRUNG BUSH
20	1147	TRANSPORT CYLINDER LOCKING COLLAR
21	1148	TRANSPORT LOCKING PIN
22	1149	COLLAR BUSH
23	2263	1/2" BONDED WASHER
24	0206	MALE - FEMALE ADAPTOR
25	0204	1/2" BSP 'T' ADAPTOR
26	3061	300 PSI RELIEF VALVE
27	0203	MALE - MALE ADAPTOR
28	0176	HYDRAULIC HOSE 2ft
29	2734	MALE - FEMALE 90° ELBOW
30	0191	HYDRAULIC HOSE 17ft
31	0190	HYDRAULIC HOSE 16ft
32	0205	MALE QUICK RELEASE COUPLING
33	3236	RESTRICTED MALE - MALE ADAPTOR

WHEN ORDERING SPARE PARTS PLEASE QUOTE PART NUMBER,
MODEL AND SERIAL NUMBER OF MACHINE.



SERIES 1 TANDEM DISC GANG ASSEMBLY

<u>ITEM NO.</u>	<u>PT. NO.</u>	<u>DESCRIPTION</u>
1	0239	AXLE NUT
2	0887	LOCKING TAB
3	0240	BEARING CONCAVE SPACER
4	0241	BEARING CONVEX SPACER
5	0242	AXLE END CONVEX SPACER
6	----	THREADED AXLE - SEE BOTTOM OF PAGE
7	0212	BEARING HOUSING CASTING
8	0052	BEARING HOUSING 'U' BOLT M24 (F/WASHER 2605, S/WASHER 2593, NUT 0717)
9	1330	STEEL SPOOL (230mm DISC SPACING)
10	0245	AXLE END CONCAVE PLATE (WELDED ITEM)
11	3644	FRONT MOULDBOARD TYPE SCRAPER L/H
	1910	REAR MOULDBOARD TYPE SCRAPER R/H
12	0002	SCRAPER 'U' BOLT M12 (F/WASHER 2601, NUT 2007)
13	0213	TRIPLE LIPPED GREASE SEAL (2 PER HOUSING)
14	0890	CIRCLIP
15	0214	SERIES 1 BEARINGS AND SLEEVE (COMPLETE)
16	0071	GREASE NIPPLE
7, 13-16	0211	BEARING HOUSING COMPLETE
17	1101	DISC BLADE 500mm PLAIN
	0272	DISC BLADE 550mm PLAIN
	1099	DISC BLADE 550mm CUTAWAY
	0274	DISC BLADE 600mm PLAIN
	0276	DISC BLADE 600mm CUTAWAY
	0278	DISC BLADE 650mm PLAIN
	0280	DISC BLADE 650mm CUTAWAY
18	1260	DISC AXLE SPANNER

DISC AXLE LENGTHS

<u>DESCRIPTION</u>	<u>AXLE</u>	<u>LENGTH</u>	<u>PT. NO.</u>
4M F.W. TANDEM	ALL	1875mm	2240
5M F.W. TANDEM	ALL FRONT	1125mm	2220
	REAR INSIDE	1375mm	2238
	REAR OUTSIDE	875mm	2237
6M F.W. TANDEM	ALL	1375mm	2238
7M F.W. TANDEM	ALL OUTSIDE	1375mm	2238
	ALL INSIDE	1875mm	2240

WHEN ORDERING SPARE PARTS PLEASE QUOTE PART NUMBER, MODEL AND SERIAL NUMBER OF MACHINE.



2



1

CUB SERIES
TANDEM DISC HARROW

MAINTENANCE

DAILY SERVICE

- 1) DO NOT GREASE DISC AXLE BEARINGS
- 2) GREASE TRANSPORT AXLE PLUMMER BLOCKS UNTIL GREASE SHOWS
- 3) GREASE DRANKBAR PINNACLES UNTIL GREASE SHOWS
- 4) GREASE TIE BAR PINNACLES UNTIL GREASE SHOWS
- 5) GREASE TIE BAR TO AXLE BOLT
- 6) GREASE DRANKBAR PINNACLES UNTIL GREASE SHOWS
- 7) CHECK DISC BLADES FOR DAMAGE
- 8) CHECK HYDRAULIC CONNECTIONS FOR LEAKS

WEEKLY SERVICE

- 1) DO NOT GREASE DISC AXLE BEARINGS
- 2) TIGHTEN ALL NUTS AND BOLTS INCLUDING WHEEL NUTS
- 3) CHECK ALL DISC AXLES - (SEE OPERATIONS MANUAL P.100SG) IF NECESSARY
- 4) CHECK TIRE PRESSURES, ADJUST IF NECESSARY

END OF SEASON SERVICE

- 1) SEE OPERATIONS MANUAL FOR INSTRUCTIONS
- 2) DO NOT TURN WITH MACHINE IN WORK

3



4



6



5

SIMBA STICKERS

ITEM NO.	PT.NO.	DESCRIPTION
1	2918	* DANGER (RAISED SECTIONS)
2	2912	SIMBA "S" - (SMALL)
	2913	SIMBA "S" - (LARGE)
3	4149	* MAINTENANCE
4	2906	SIMBA - (SMALL)
	2907	SIMBA - (MEDIUM)
	2908	SIMBA - (LARGE)
5	2909	SIMBA ADDRESS
6	2911	UNION JACK (BRITISH MANUFACTURED)

* **IMPORTANT:** ALWAYS REPLACE SAFETY AND MAINTENANCE STICKERS IF WORN.

WHEN ORDERING SPARE PARTS PLEASE QUOTE PART NUMBER, MODEL NUMBER AND SERIAL OF THE MACHINE.